

Uppgiftslämnaren reserverar sig för eventuella fel i produktinformationen eller felaktigt registrerade uppgifter och förbehåller sig rätten att korrigera och/eller komplettera produktinformation utan föregående avisering

1

GRUNDDATA

Varubeskrivning

Geberit systemrör multilayer FlowFit PERT/AL/PERT

Övriga upplysningar

Användningsområden: Tappvatte, värme, kyla, tryckluft, gaser, oljor mm.

Klassificeringar

| | |
|----------|---------------------------------|
| ETIM > | -EC010225 - Flerskiktsrör slätt |
| BK04 > | |
| BSAB > | |
| UNSPSC > | |

Leverantörsuppgifter

Företagsnamn

Geberit AB

Organisationsnummer

5566724745

Adress

Folkets Husgatan 1

Hemsida

www.geberit.se

Miljökontaktperson

Namn

Olle Månsson

Telefon

0734-439089

E-post

olle.mansson@geberit.com

2

HÅLLBARHETSARBETE

Företagets certifiering

- ISO 9000
- ISO 14000

INNEHÅLLSDEKLARATION

| | |
|-----------------------------------|-----------------|
| Kemisk produkt | Nej |
| Omfattas varan av RoHS-direktivet | Nej |
| Varans vikt | 0,046 - 1,35 kg |

Vara / Delkomponenter

Koncentrationen har beräknats på hela varan

| Ingående material /komponenter | Vikt-% i komponent | CAS-nr (alt legering) | EG-nr (alt legering) | Vikt % i produkt | Kommentar |
|---|--------------------|-----------------------|----------------------|------------------|-----------|
| Polyetylen, PE, hög densitet (HDPE), låg densitet (LDPE), linjär lågdensitetspolyeten | | 9002-88-4 | | 46,5% | |
| Aluminiumlegering EN AW-3003, Pb 0% | | Övrigt , metaller | | 48% | |
| Irganox 1330 | | 1709-70-2 | | 1,5% | |
| Irgafos 168 | | 31570-04-4 | | 2% | |
| Irganox 1010 | | 6683-19-8 | | 2% | |

Del av materialinnehållet som är deklarerat 100%

Särskilt farliga ämnen

Varan innehåller INTE några ämnen med särskilt farliga egenskaper (Substances of very high concern, SVHC-ämnen) som finns med på kandidatförteckningen i en koncentration som överstiger 0,1 vikts-%

Utgåva av kandidatförteckningen som har använts
2020-03-02

Nanomaterial

Innehåller produkten tillsatt nanomaterial, som är medvetet tillsatta för att uppnå en viss funktion?: Nej

Tillsatt högflourerade ämnen (PFAS)

Innehåller produkten tillsatt högflourerade ämnen (PFAS), som är aktivt tillsatta för att uppnå en specifik funktion?: Vet ej

Övrigt

Ämnen är redovisade ned till 2% viktprocent enligt iBVDs redovisningskrav. Eventuell avvikelse

från redovisningskraven redovisas nedan

4 RÅVAROR

Återvunnet material

Innehåller varan återvunnet material: Ja

Specifikation av vilka material och andel som utgörs av den totala varans vikt

1. Återvunnet material
2. Andel (%) av totala varans vikt
3. Andel (%) av det återvunna materialet vilket **inte** har passerat konsumentledet
4. Andel (%) av det återvunna materialet vilket har passerat konsumentledet

| 1 | 2 | 3 | 4 |
|----|------|---|---|
| PE | 19 % | | |

Träråvara

Träråvara ingår i varan: Nej

5 MILJÖPÅVERKAN

Finns en miljövarudeklaration framtagen enligt EN15804 eller ISO14025 för varan

Ja

Finns annan miljövarudeklaration

Nej

6 DISTRIBUTION

Beskrivning av emballagehantering för distribution av varan

Rör levereras plastfilmade. Emballage sorteras i återvinning av plast.

7

BYGGSCKEDET

Ställer varan särskilda krav vid lagring? Ja
UV-ljus undviks

Ställer varan särskilda krav på omgivande byggvaror? Nej

8

BRUKSSKEDET

Finns skötselanvisningar/skötselråd? Nej

Finns en energimärkning enligt energimärkningsdirektivet (2017/1369/EU) för varan? Nej

9

RIVNING

Kräver varan särskilda åtgärder för skydd av hälsa och miljö vid rivning/demontering? Nej

10

AVFALLSHANtering

Omfattas den levererade varan av förordningen (2014:1075) om producentansvar för elektriska och elektroniska produkter när den blir avfall? Nej

Är återanvändning möjlig för hela eller delar av varan? Ja

Rör kan återanvändas i nya installationer

Är materialåtervinning möjlig för hela eller delar av varan? Ja

PE och Aluminium kan särskiljas och respektive ämnen återvinnas

Är energiåtervinning möjlig för hela eller delar av varan? Ja

Förbränning av rör är möjlig

Har leverantören restriktioner och rekommendationer för återanvändning, material- eller energiåtervinning eller deponering? Nej

När den levererade varan blir avfall, klassas den då som farligt avfall? Nej

Avfallskod (EWC) för den levererade varan 170904

| RSK-nummer | Eget Artikel-nr | GTIN |
|-------------------|------------------------|---------------|
| 200 54 77 | 619.010.00.1 | 4025416614197 |
| 200 54 79 | 619.011.00.1 | 4025416614203 |
| 200 54 80 | 619.012.00.1 | 4025416614227 |
| 200 54 81 | 619.013.00.1 | 4025416614234 |
| 200 54 82 | 619.014.00.1 | 4025416614258 |
| 200 54 83 | 619.015.00.1 | 4025416614272 |
| 200 54 84 | 619.016.00.1 | 4025416614296 |
| 200 54 85 | 619.020.00.1 | 4025416614319 |
| 200 54 87 | 619.021.00.1 | 4025416614333 |
| 200 54 88 | 619.022.00.1 | 4025416614340 |
| 200 54 89 | 619.023.00.1 | 4025416614388 |
| 200 54 90 | 619.024.00.1 | 4025416614395 |
| 200 54 91 | 619.025.00.1 | 4025416614418 |
| 200 54 92 | 619.026.00.1 | 4025416614425 |

| | |
|---------------------------------|---|
| Produktdatablad | FlowFit Produktdatablad f iBVD.pdf |
| Prestandadeklaration | epd-geberit-flowfit-pipe-ml-en 2022.pdf |
| Säkerhetsblad | |
| Miljövarudeklaration | epd-geberit-flowfit-pipe-ml-en 2022.pdf |
| Skötselansvisning | |
| Övriga bifogade dokument | |

ENVIRONMENTAL PRODUCT DECLARATION

IN ACCORDANCE WITH EN 15804 + A1



1 General information

1.1 Note on this document

The original document was written in German. All other language versions are translations of the original document.


1.2 Declaration holder

Geberit International AG
 Schachenstrasse 77
 CH-8645 Jona
 Tel. +41 55 221 6300
 sustainability@geberit.com
 www.geberit.com

Geberit is one of the pioneers when it comes to sustainability in the sanitary industry. Sustainable has formed an integral component of the corporate strategy for around 30 years. The Geberit Group has a group certificate in accordance with ISO 9001 (quality), ISO 14001 (environment) und ISO 45001 (occupational health and safety). Life cycle assessments were produced for key products from an early stage and Ecodesign has been an integral component of the product development process since 2008. You can find current and comprehensive information on sustainability in the current annual report or at www.geberit.com/nachhaltigkeit.

1.3 Declared product


This declaration applies to all Geberit FlowFit multilayer pipes (ML) without a protective tube or insulation, see chapter "Range and conversion factors", page 3. A piece of Geberit system pipe ML, in bars in a length of 5 m and with an outer diameter of d20 mm (art. no. 619.021.00.1) has been used as a reference article.



1.4 Verification and validity

Programme holder: Geberit International AG
 Declaration number: GEB_EPD_9007206810207243
 Validity: 01/11/2020 to 30/10/2025
 Data calculated by: Quantis, www.quantis-intl.com

Environmental declarations for construction products may not be comparable if they do not comply with the EN 15804. It is only possible to make a limited comparison of life cycle assessment results which are based on different background databases.

| | |
|---|--|
| The European standard EN 15804 + A1 is used as the core PCR. | |
| Independent verification of the declaration and information in accordance with EN ISO 14025:2010 | |
| <input type="checkbox"/> Internal | <input checked="" type="checkbox"/> External |
|  Dr. Frank Werner | |

2 Product

2.1 Description and application purpose

Geberit FlowFit is a supply system consisting of pipes and fittings, which are connected to permanently leakproof pipes by means of lateral pressing.


The system pipes are multilayer pipes made of plastic and aluminium (Geberit system pipe ML) or polybutene pipes (Geberit system pipe PB). The pipes are connected by means of plastic fittings. Metal fittings are used to connect to various connections. A separate environmental product declaration has been created for each of these system elements.

Application purpose:

- for drinking water installations within buildings (Geberit system pipe PB and Geberit system pipe ML)
- for heating and cooling water installations within building structures (Geberit system pipe ML)

2.1.1 Geberit system pipe ML

The Geberit system pipe ML (multilayer) is made of 3 layers. The protective jacket is made of polyethylene with increased temperature resistance (PE-RT). A longitudinally butt-welded aluminium layer forms the stabilising core. The medium-transporting grey inner pipe (highlighted in white in the figure) is also made of PE-RT. The pipes are available in 7 outer diameters (d16–63 mm) and as rods in a length of 3 or 5 m or in coils of 4 different lengths (50–250 m). The pipe ends are closed with protection plugs (made of PE-LD).



- | | |
|---|-----------------------------|
| 1 | Protective jacket (PE-RT) |
| 2 | Bonding agent |
| 3 | Aluminium layer (aluminium) |
| 4 | Bonding agent |
| 5 | Inner pipe (PE-RT) |

For the composition by raw materials, see chapter "Product composition", page 5.

2.2 Range and conversion factors

The reference product for this declaration is the Geberit system pipe ML, in bars in a length of 5 m and with an outer diameter of d20 mm (art. no. 619.021.00.1). This article was chosen as a reference because with a diameter of 20 mm, it is the most commonly used solution for supply systems. The life cycle assessment results in chapter 4 can be converted to the other sales articles listed using the net weight with the conversion factor in accordance with the following table. Due to the lower aluminium content in the coils, their life cycle assessment is 17–56 % below the value calculated on the basis of the following table.

2 Product

| | | DN | d [mm] | L (m) | Net weight [g/ item] | Conversion factor |
|-------------------------------------|--------------|----|--------|-------|-------------------------|----------------------|
| Geberit system pipe ML, in bars | 619.010.00.1 | 12 | 16 | 3 | 354 | 0.45 |
| | 619.011.00.1 | 15 | 20 | 3 | 454 | 0.58 |
| | 619.012.00.1 | 20 | 25 | 3 | 666 | 0.85 |
| | 619.013.00.1 | 25 | 32 | 3 | 926 | 1.18 |
| | 619.014.00.1 | 32 | 40 | 3 | 1277 | 1.63 |
| | 619.015.00.1 | 40 | 50 | 3 | 1976 | 2.53 |
| | 619.016.00.1 | 50 | 63 | 3 | 2794 | 3.57 |
| | 619.020.00.1 | 12 | 16 | 5 | 606 | 0.78 |
| | 619.021.00.1 | 15 | 20 | 5 | 782 | 1.00 |
| | 619.022.00.1 | 20 | 25 | 5 | 1126 | 1.44 |
| | 619.023.00.1 | 25 | 32 | 5 | 1563 | 2.00 |
| | 619.024.00.1 | 32 | 40 | 5 | 2195 | 2.81 |
| | 619.025.00.1 | 40 | 50 | 5 | 3325 | 4.25 |
| | 619.026.00.1 | 50 | 63 | 5 | 4761 | 6.09 |
| Geberit system pipe ML, in coils | 619.050.00.1 | 12 | 16 | 50 | 4908 | 6.28 |
| | 619.051.00.1 | 15 | 20 | 50 | 6449 | 8.25 |
| | 619.052.00.1 | 20 | 25 | 50 | 8934 | 11.43 |
| | 619.054.00.1 | 25 | 32 | 25 | 15107 | 19.33 |
| | 619.060.00.1 | 12 | 16 | 120 | 11779 | 15.07 |
| | 619.061.00.1 | 15 | 20 | 100 | 12899 | 16.51 |
| | 619.070.00.1 | 12 | 16 | 250 | 24539 | 31.40 |

3 Life cycle assessment – calculation criteria

3.1 System boundaries

This environmental product declaration is a Cradle-to-gate-with-options declaration including transport and waste processing during the disposal phase. The use and demolition are not considered.

| Product | | | Construction process | | Use | End-of-life | | | |
|--------------|-------------------------------|---------------|----------------------|----------------------------------|-------|-------------|-------------------------------|----------------------------|----------|
| Raw material | Transport to the manufacturer | Manufacturing | Distribution | Installation within the building | | Demolition | Transport to waste processing | Reuse, recovery, recycling | Disposal |
| A1 | A2 | A3 | A4 | A5 | B1-B7 | C1 | C2 | C3 | C4 |
| x | x | x | x | x | – | – | x | x | x |

x Considered/relevant

– Not considered/not relevant

3.2 Product composition

The reference article consists of the following raw materials:

| Raw material | Quantity [g] |
|----------------------------------|--------------|
| Plastics | 361 |
| Aluminium | 378 |
| Additives | 43 |
| Total | 782 |
| Recycled content (post-consumer) | 19 % |

The packaging includes: 52 g of wood and 31 g of plastic (including protection plugs).

The articles shown in this environmental product declaration do not contain PVC or halogen compounds.

List of substances contained in the product, which are included in the "Candidate List of Substances of Very High Concern for Authorisation" if the content exceeds the limits for their registration by the European Chemicals Agency:

- none

3.3 Assumptions and background information

(A1) For the raw material supply, the entire raw and recycled material input was modelled using corresponding data, including the losses of 1–6 % relating to material and production. Secondary materials comprise those environmental influences that arise from the collection of waste and from recycling. The following recycled content was recorded: 40 % for aluminium and 10 % for cardboard.

(A2) For transportation from suppliers in Europe and Asia to Geberit, standard transport distances were assumed for each country and load factors contained in the background data were used. Class Euro 5 diesel lorries are used as the means of transport within Europe. Intercontinental transportation consists of freighters and subsequent local distribution by lorry.

(A3) Products are manufactured in one or more Geberit factories within Europe, which are all certified in accordance with ISO 9001, 14001 and 45001. A current ISO certificate can be downloaded online. All suppliers sign the Geberit suppliers' code of conduct and undergo a detailed selection and inspection procedure.

The electricity consumption plays an important role in in-house production. Average values from the respective factories and a country-specific combination of power sources are assumed.

The production and provision of packaging materials and means of production (technical lubricants) were also modelled in phase A3. The consumption of additional auxiliary materials and water is negligible. Production waste is taken into account. However, the scrap flows associated with the production flows are not listed in A3 as they are handled with a conservative allocation factor of 0.

Background data from the ecoinvent database was used for the third-party components.

(A4) Transportation from Geberit to customers within Europe is done by logistics partners through the modern, efficient central warehouse in Pfullendorf (DE), which is certified in accordance with ISO 9001, 14001 and 45001. Class Euro 5 and 6 lorries are mainly used for the transport. Distribution in countries outside Europe is mainly done by means of freighters together with lorries to distribute the products locally. In the main market in Europe, the average transport distance is 650 km and the loading weight is 8 t/lorry.

(A5) The installation is easy and needs no additional auxiliary materials and practically no energy. The packaging waste generated can be completely reused or converted into energy in the respective country depending on the disposal infrastructure.

The energy is recovered from plastic and wood in the packaging in an incineration plant. The assumed energy content per kg is 43.9 MJ for plastics, 16.9 MJ for cardboard and paper and 16.36 MJ for wood (10 % moisture). The energy efficiency is 42 % for heat and 14 % for electricity.

(B1-B7) No further statements are made concerning the use phase.

(C1-C4) Waste that is reused is removed from the product system without causing any environmental impact from the first life cycle. No credits are accounted for cases where production of such waste was avoided. With respect to disposal, it has been assumed that all waste is collected once it has been taken from the building site and is sorted appropriately. 100 % of all metal parts are recycled. The plastic parts are incinerated (with the assumptions already described). A transport distance of 20 km is assumed for both disposal options.

3.4 Data basis and data quality

This environmental product declaration is based on a comprehensive life cycle assessment according to ISO 14044:2006. A detailed background report, which meets the requirements of EN 15804, is used for verification. Inventory data is based predominantly on data that was provided by Geberit International AG in 2020. ecoinvent data (version 3.4, 2017, www.ecoinvent.org) and the system model "cut-off by classification" were used for all further data. The quality of the data can therefore be considered to be good.

4 Life cycle assessment – results

The following tables contain the results based on a piece of the declared product.

4.1 Environmental impacts

| | Unit | A1 | A2 | A3 | A4 | A5 | C1 | C2 | C3 | C4 |
|--|--------------------------------------|----------|----------|----------|----------|----------|----|----------|----------|----|
| Global warming (GWP) | kg CO ₂ -eq | 5.69E+00 | 2.20E-02 | 2.74E+00 | 4.84E-02 | 2.98E-02 | 0 | 1.39E-03 | 1.25E+00 | 0 |
| Ozone depletion (ODP) | kg CFC-11-eq | 2.40E-07 | 4.33E-09 | 1.40E-07 | 9.53E-09 | 8.10E-11 | 0 | 2.73E-10 | 1.43E-09 | 0 |
| Photochemical ozone creation (POCP) | kg C ₂ H ₄ -eq | 2.56E-03 | 3.50E-06 | 9.11E-04 | 7.71E-06 | 4.78E-07 | 0 | 2.21E-07 | 2.08E-06 | 0 |
| Acidification (AP) | kg SO ₂ -eq | 3.71E-02 | 7.10E-05 | 1.41E-02 | 1.56E-04 | 1.32E-05 | 0 | 4.47E-06 | 1.23E-04 | 0 |
| Eutrophication (EP) | kg PO ₄ ³⁻ -eq | 1.82E-02 | 1.57E-05 | 4.29E-03 | 3.45E-05 | 1.68E-05 | 0 | 9.88E-07 | 1.04E-04 | 0 |
| Depletion of abiotic resources (ADP), fossil fuels | MJ | 7.75E+01 | 3.67E-01 | 3.07E+01 | 8.07E-01 | 8.46E-03 | 0 | 2.31E-02 | 1.61E-01 | 0 |
| Depletion of abiotic resources (ADP), elements | kg Sb-eq | 6.88E-04 | 4.29E-08 | 1.31E-05 | 9.44E-08 | 1.27E-09 | 0 | 2.71E-09 | 1.61E-08 | 0 |

| | | | |
|----|-------------------------------|----|-------------------------------|
| A1 | Raw material | A5 | Installation |
| A2 | Transport to the manufacturer | C2 | Transport to waste processing |
| A3 | Manufacturing | C3 | Reuse, recovery, recycling |
| A4 | Distribution | C4 | Disposal |

4.2 Resource use

| | Unit | A1 | A2 | A3 | A4 | A5 | C1 | C2 | C3 | C4 |
|--|----------------|----------|----------|----------|----------|----------|----|----------|----------|----|
| Use of primary energy, renewable, w/o raw material use | MJ | 1.28E+01 | 6.24E-03 | 4.17E+00 | 1.37E-02 | 2.31E-04 | 0 | 3.93E-04 | 3.22E-03 | 0 |
| Use of primary energy, renewable, raw material use | MJ | 0 | 0 | 8.51E-01 | 0 | 0 | 0 | 0 | 0 | 0 |
| Use of primary energy, renewable, total | MJ | 1.28E+01 | 6.24E-03 | 5.02E+00 | 1.37E-02 | 2.31E-04 | 0 | 3.93E-04 | 3.22E-03 | 0 |
| Use of primary energy, non-renewable, w/o raw material use | MJ | 6.78E+01 | 3.77E-01 | 3.45E+01 | 8.31E-01 | 8.76E-03 | 0 | 2.38E-02 | 1.65E-01 | 0 |
| Use of primary energy, non-renewable, raw material use | MJ | 1.79E+01 | 0 | 1.41E+00 | 0 | 0 | 0 | 0 | 0 | 0 |
| Use of primary energy, non-renewable, total | MJ | 8.56E+01 | 3.77E-01 | 3.60E+01 | 8.31E-01 | 8.76E-03 | 0 | 2.38E-02 | 1.65E-01 | 0 |
| Use of secondary materials | kg | 1.51E-01 | 0 | 0 | 0 | 0 | 0 | 0 | 0 | 0 |
| Use of renewable secondary fuels | MJ | 0 | 0 | 0 | 0 | 0 | 0 | 0 | 0 | 0 |
| Use of non-renewable secondary fuels | MJ | 0 | 0 | 0 | 0 | 0 | 0 | 0 | 0 | 0 |
| Use of net fresh water | m ³ | 7.26E-01 | 5.97E-04 | 3.09E-01 | 1.45E-03 | 1.06E-04 | 0 | 4.16E-05 | 2.34E-03 | 0 |

4.3 Output flows and waste

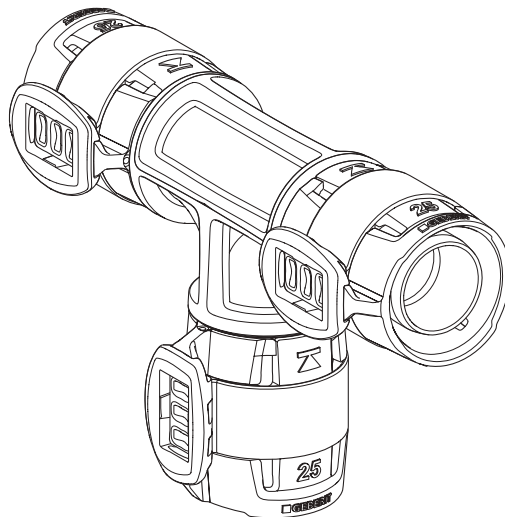
| | Unit | A1 | A2 | A3 | A4 | A5 | C1 | C2 | C3 | C4 |
|-------------------------------|------|----------|----------|----------|----------|----------|----|----------|----------|----|
| Hazardous waste | kg | 4.14E-03 | 1.81E-07 | 1.32E-04 | 3.97E-07 | 4.30E-08 | 0 | 1.14E-08 | 1.25E-06 | 0 |
| Radioactive waste | kg | 1.49E-04 | 2.50E-06 | 1.06E-04 | 5.50E-06 | 2.09E-08 | 0 | 1.58E-07 | 3.21E-07 | 0 |
| Non-hazardous waste | kg | 7.94E-01 | 3.10E-02 | 4.34E-01 | 6.81E-02 | 9.54E-04 | 0 | 1.95E-03 | 2.15E-02 | 0 |
| Components for re-use | kg | 0 | 0 | 0 | 0 | 0 | 0 | 0 | 0 | 0 |
| Materials for recycling | kg | 0 | 0 | 0 | 0 | 0 | 0 | 0 | 3.78E-01 | 0 |
| Materials for energy recovery | kg | 0 | 0 | 0 | 0 | 0 | 0 | 0 | 0 | 0 |
| Exported energy – electricity | MJ | 0 | 0 | 0 | 0 | 1.79E-01 | 0 | 0 | 2.61E+00 | 0 |
| Exported energy – heat | MJ | 0 | 0 | 0 | 0 | 5.37E-01 | 0 | 0 | 7.84E+00 | 0 |



Geberit International AG
Schachenstrasse 77, CH-8645 Jona
documentation@geberit.com
www.geberit.com



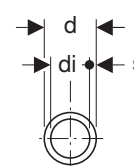
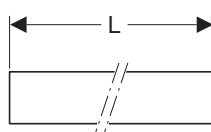
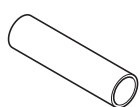
GEBERIT FLOWFIT PRODUKTDATBLAD



4 SORTIMENT

4.1 GEBERIT SYSTEMRÖR ML, RAKLÄNGD

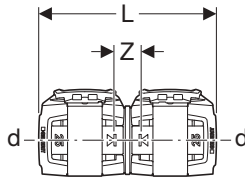
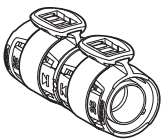
Geberit systemrör ML, raklängd



| Artikelnr | RSK nr. | DN | d [mm] | di [mm] | s [mm] | L (m) |
|--------------|---------|----|-----------|------------|-----------|-------|
| 619.010.00.1 | 2005477 | 12 | 16 | 12 | 2 | 3 |
| 619.011.00.1 | 2005479 | 15 | 20 | 16 | 2 | 3 |
| 619.012.00.1 | 2005480 | 20 | 25 | 20 | 2,5 | 3 |
| 619.013.00.1 | 2005481 | 25 | 32 | 26,4 | 2,8 | 3 |
| 619.014.00.1 | 2005482 | 32 | 40 | 34 | 3 | 3 |
| 619.015.00.1 | 2005483 | 40 | 50 | 42,4 | 3,8 | 3 |
| 619.016.00.1 | 2005484 | 50 | 63 | 55 | 4 | 3 |
| 619.020.00.1 | 2005485 | 12 | 16 | 12 | 2 | 5 |
| 619.021.00.1 | 2005487 | 15 | 20 | 16 | 2 | 5 |
| 619.022.00.1 | 2005488 | 20 | 25 | 20 | 2,5 | 5 |
| 619.023.00.1 | 2005489 | 25 | 32 | 26,4 | 2,8 | 5 |
| 619.024.00.1 | 2005490 | 32 | 40 | 34 | 3 | 5 |
| 619.025.00.1 | 2005491 | 40 | 50 | 42,4 | 3,8 | 5 |
| 619.026.00.1 | 2005492 | 50 | 63 | 55 | 4 | 5 |
| 619.027.00.1 | 2005493 | 65 | 75 | 65,8 | 4,6 | 5 |

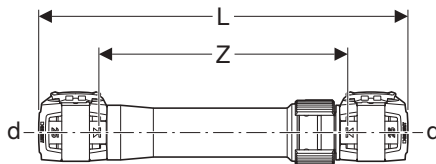
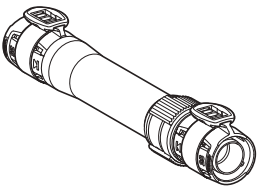
4.2 GEBERIT FLOWFIT KOPPLINGAR

Geberit FlowFit koppling



| Artikelnr | RSK nr. | DN | d [mm] | L [cm] | Z [cm] |
|--------------|---------|----|--------|--------|--------|
| 620.010.00.1 | 2252891 | 12 | 16 | 7,7 | 1,2 |
| 620.011.00.1 | 2252892 | 15 | 20 | 7,7 | 1,2 |
| 620.012.00.1 | 2252893 | 20 | 25 | 7,7 | 1,2 |
| 620.013.00.1 | 2252894 | 25 | 32 | 8,7 | 1,5 |
| 620.014.00.1 | 2252895 | 32 | 40 | 8,7 | 1,5 |
| 620.015.00.1 | 2252896 | 40 | 50 | 14,1 | 2,2 |
| 620.016.00.1 | 2252897 | 50 | 63 | 15,1 | 2,4 |
| 620.017.00.1 | 2252898 | 65 | 75 | 15,1 | 2,4 |

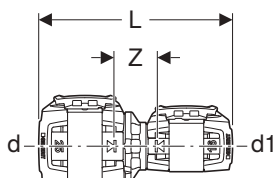
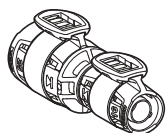
Geberit FlowFit lång koppling



| Artikelnr | RSK nr. | DN | d [mm] | L [cm] | Z [cm] |
|--------------|---------|----|--------|--------|--------|
| 620.020.00.1 | 2252899 | 12 | 16 | 20 | 13,5 |
| 620.021.00.1 | 2252900 | 15 | 20 | 20 | 13,5 |
| 620.022.00.1 | 2252901 | 20 | 25 | 20 | 13,5 |
| 620.023.00.1 | 2252902 | 25 | 32 | 22,2 | 15 |
| 620.024.00.1 | 2252903 | 32 | 40 | 23,5 | 16,3 |
| 620.025.00.1 | 2252904 | 40 | 50 | 34 | 22 |

4.3 GEBERIT FLOWFIT REDUCERINGAR

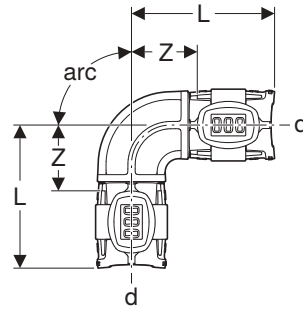
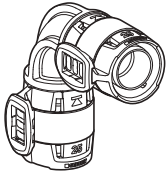
Geberit FlowFit reducering



| Artikelnr | RSK nr. | DN | d [mm] | d1 [mm] | L [cm] | Z [cm] |
|--------------|---------|-------|--------|---------|--------|--------|
| 620.031.00.1 | 2252905 | 15/12 | 20 | 16 | 8,4 | 1,9 |
| 620.032.00.1 | 2252906 | 20/12 | 25 | 16 | 8,4 | 1,9 |
| 620.042.00.1 | 2252912 | 20/15 | 25 | 20 | 8,4 | 1,9 |
| 620.033.00.1 | 2252907 | 25/15 | 32 | 20 | 8,9 | 2 |
| 620.043.00.1 | 2252913 | 25/20 | 32 | 25 | 8,9 | 2 |
| 620.034.00.1 | 2252908 | 32/15 | 40 | 20 | 9,2 | 2,3 |
| 620.044.00.1 | 2252914 | 32/20 | 40 | 25 | 8,9 | 2 |
| 620.054.00.1 | 2252918 | 32/25 | 40 | 32 | 9,4 | 2,1 |
| 620.035.00.1 | 2252909 | 40/25 | 50 | 32 | 12,2 | 2,7 |
| 620.045.00.1 | 2252915 | 40/32 | 50 | 40 | 12,2 | 2,7 |
| 620.036.00.1 | 2252910 | 50/32 | 63 | 40 | 12,9 | 3 |
| 620.046.00.1 | 2252916 | 50/40 | 63 | 50 | 15,7 | 3,4 |
| 620.037.00.1 | 2252911 | 65/32 | 75 | 40 | 13,6 | 3,7 |
| 620.047.00.1 | 2252917 | 65/40 | 75 | 50 | 15,7 | 3,4 |
| 620.057.00.1 | 2252919 | 65/50 | 75 | 63 | 16,2 | 3,5 |

4.4 GEBERIT FLOWFIT BÖJAR

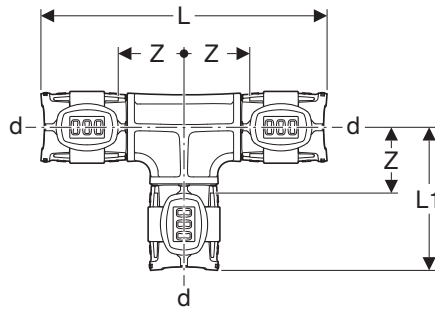
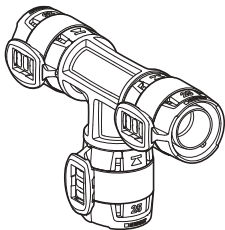
Geberit FlowFit böj



| Artikelnr | RSK nr. | DN | d [mm] | L [cm] | Z [cm] |
|--------------|---------|----|--------|--------|--------|
| 620.062.00.1 | 2253699 | 20 | 25 | 5,2 | 1,9 |
| 620.063.00.1 | 2253700 | 25 | 32 | 5,9 | 2,3 |
| 620.064.00.1 | 2253701 | 32 | 40 | 5,9 | 2,5 |
| 620.065.00.1 | 2253702 | 40 | 50 | 9 | 3 |
| 620.066.00.1 | 2253703 | 50 | 63 | 9,9 | 3,5 |
| 620.067.00.1 | 2253704 | 65 | 75 | 9,9 | 3,5 |
| 620.070.00.1 | 2253705 | 12 | 16 | 5,8 | 2,5 |
| 620.071.00.1 | 2253706 | 15 | 20 | 6 | 2,7 |
| 620.072.00.1 | 2253707 | 20 | 25 | 6,2 | 3 |
| 620.073.00.1 | 2253708 | 25 | 32 | 7 | 3,4 |
| 620.074.00.1 | 2253709 | 32 | 40 | 7,5 | 3,9 |
| 620.075.00.1 | 2253710 | 40 | 50 | 11,5 | 5,6 |
| 620.076.00.1 | 2253711 | 50 | 63 | 12,5 | 6,1 |
| 620.077.00.1 | 2253712 | 65 | 75 | 13 | 6,7 |

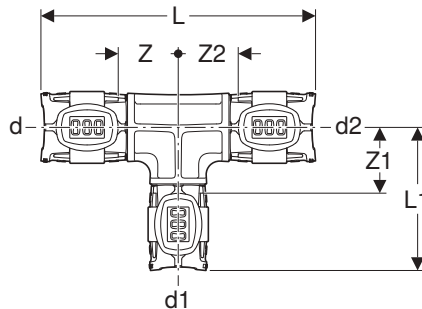
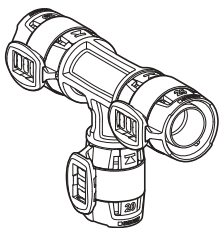
4.5 GEBERIT FLOWFIT T-RÖR

Geberit FlowFit T-rör liksidigt



| Artikelnr | RSK nr. | DN | d [mm] | L [cm] | L1 [cm] | Z [cm] |
|--------------|---------|----|--------|--------|---------|--------|
| 620.080.00.1 | 2254515 | 12 | 16 | 11,5 | 5,8 | 2,5 |
| 620.081.00.1 | 2254516 | 15 | 20 | 11,9 | 6 | 2,7 |
| 620.082.00.1 | 2254517 | 20 | 25 | 12,4 | 6,2 | 2,9 |
| 620.083.00.1 | 2254518 | 25 | 32 | 14 | 7 | 3,4 |
| 620.084.00.1 | 2254519 | 32 | 40 | 15 | 7,5 | 3,9 |
| 620.085.00.1 | 2254520 | 40 | 50 | 23 | 11,5 | 5,6 |
| 620.086.00.1 | 2254521 | 50 | 63 | 24,9 | 12,5 | 6,1 |
| 620.087.00.1 | 2254522 | 65 | 75 | 26,1 | 13,1 | 6,7 |

Geberit FlowFit T-rör reducerat

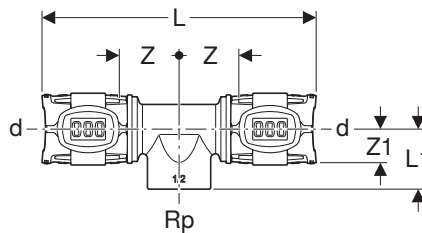
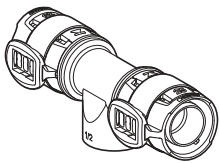


| Artikelnr | RSK nr. | DN | d [mm] | d1 [mm] | d2 [mm] | L [cm] | L1 [cm] | Z [cm] | Z1 [cm] | Z2 [cm] |
|--------------|---------|--------------|--------|---------|---------|--------|---------|--------|---------|---------|
| 620.101.00.1 | 2254543 | 15 / 12 / 12 | 20 | 16 | 16 | 11,5 | 6 | 2,4 | 2,7 | 2,5 |
| 620.102.00.1 | 2254544 | 20 / 15 / 15 | 25 | 20 | 20 | 11,9 | 6,2 | 2,7 | 2,9 | 2,7 |
| 620.103.00.1 | 2254545 | 25 / 20 / 20 | 32 | 25 | 25 | 12,7 | 6,7 | 2,9 | 3,4 | 2,9 |
| 620.104.00.1 | 2254546 | 32 / 15 / 32 | 40 | 20 | 40 | 12,7 | 7,2 | 2,8 | 3,9 | 2,8 |
| 620.105.00.1 | 2254547 | 40 / 32 / 32 | 50 | 40 | 40 | 17,9 | 8,7 | 4 | 5 | 4,4 |
| 620.106.00.1 | 2254548 | 50 / 20 / 50 | 63 | 25 | 63 | 19,4 | 9 | 3,4 | 5,7 | 3,4 |
| 620.107.00.1 | 2254549 | 65 / 20 / 65 | 75 | 25 | 75 | 19,4 | 9,6 | 3,4 | 6,3 | 3,4 |
| 620.111.00.1 | 2254550 | 15 / 12 / 15 | 20 | 16 | 20 | 11,5 | 6 | 2,5 | 2,7 | 2,5 |
| 620.112.00.1 | 2254551 | 20 / 12 / 20 | 25 | 16 | 25 | 11,5 | 6,2 | 2,5 | 2,9 | 2,5 |
| 620.113.00.1 | 2254552 | 25 / 12 / 25 | 32 | 16 | 32 | 12 | 6,7 | 2,4 | 3,4 | 2,4 |
| 620.114.00.1 | 2254553 | 32 / 20 / 32 | 40 | 25 | 40 | 13,2 | 7,1 | 3 | 3,8 | 3 |
| 620.115.00.1 | 2254554 | 40 / 20 / 40 | 50 | 25 | 50 | 18,9 | 8,3 | 3,5 | 5 | 3,5 |

| Artikelnr | RSK nr. | DN | d [mm] | d1 [mm] | d2 [mm] | L [cm] | L1 [cm] | Z [cm] | Z1 [cm] | Z2 [cm] |
|--------------|---------|--------------|--------|---------|---------|--------|---------|--------|---------|---------|
| 620.116.00.1 | 2254555 | 50 / 25 / 50 | 63 | 32 | 63 | 20,4 | 9,3 | 3,9 | 5,7 | 3,9 |
| 620.117.00.1 | 2254556 | 65 / 25 / 65 | 75 | 32 | 75 | 20,4 | 9,9 | 3,9 | 6,3 | 3,9 |
| 620.121.00.1 | 2254557 | 12 / 15 / 12 | 16 | 20 | 16 | 11,9 | 5,8 | 2,7 | 2,5 | 2,7 |
| 620.122.00.1 | 2254558 | 20 / 15 / 20 | 25 | 20 | 25 | 11,9 | 6,2 | 2,7 | 2,9 | 2,7 |
| 620.123.00.1 | 2254559 | 25 / 15 / 20 | 32 | 20 | 25 | 12,2 | 6,7 | 2,7 | 3,4 | 2,7 |
| 620.124.00.1 | 2254560 | 32 / 25 / 32 | 40 | 32 | 40 | 14,2 | 7,4 | 3,5 | 3,8 | 3,5 |
| 620.125.00.1 | 2254561 | 40 / 25 / 40 | 50 | 32 | 50 | 19,9 | 8,6 | 4 | 5 | 4 |
| 620.126.00.1 | 2254562 | 50 / 32 / 50 | 63 | 40 | 63 | 21,2 | 9,4 | 4,3 | 5,8 | 4,3 |
| 620.127.00.1 | 2254563 | 65 / 32 / 65 | 75 | 40 | 75 | 21,2 | 10 | 4,3 | 6,4 | 4,3 |
| 620.131.00.1 | 2254564 | 15 / 15 / 12 | 20 | 20 | 16 | 11,9 | 6 | 2,7 | 2,7 | 2,7 |
| 620.132.00.1 | 2254565 | 15 / 20 / 15 | 20 | 25 | 20 | 12,4 | 6 | 2,9 | 2,7 | 2,9 |
| 620.133.00.1 | 2254566 | 25 / 15 / 25 | 32 | 20 | 32 | 12,5 | 6,7 | 2,7 | 3,4 | 2,7 |
| 620.135.00.1 | 2254567 | 40 / 32 / 40 | 50 | 40 | 50 | 20,7 | 8,7 | 4,4 | 5 | 4,4 |
| 620.136.00.1 | 2254568 | 50 / 40 / 50 | 63 | 50 | 63 | 23,5 | 12,2 | 5,4 | 6,3 | 5,4 |
| 620.137.00.1 | 2254569 | 65 / 40 / 65 | 75 | 50 | 75 | 23,5 | 12,8 | 5,4 | 6,9 | 5,4 |
| 620.142.00.1 | 2254570 | 20 / 20 / 15 | 25 | 25 | 20 | 12,4 | 6,2 | 2,9 | 2,9 | 2,9 |
| 620.143.00.1 | 2254571 | 25 / 20 / 25 | 32 | 25 | 32 | 13 | 6,7 | 2,9 | 3,4 | 2,9 |
| 620.147.00.1 | 2254572 | 65 / 50 / 65 | 75 | 63 | 75 | 24,9 | 13 | 6,1 | 6,7 | 6,1 |

2 / 2

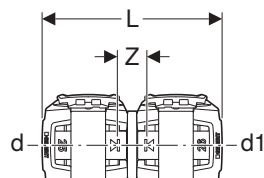
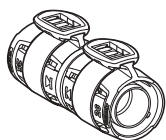
Geberit FlowFit T-rör med invändig gänga



| Artikelnr | RSK nr. | DN | d [mm] | Rp ["] | d1 [mm] | L [cm] | L1 [cm] | Z [cm] | Z1 [cm] |
|--------------|---------|--------------|--------|--------|---------|--------|---------|--------|---------|
| 620.150.00.1 | 2254523 | 12 / 15 / 12 | 16 | 1/2 | 16 | 11,9 | 2,4 | 2,7 | 1,1 |
| 620.157.00.1 | 2254530 | 20 / 15 / 15 | 25 | 1/2 | 20 | 11,9 | 2,6 | 2,7 | 1,3 |
| 620.151.00.1 | 2254524 | 15 | 20 | 1/2 | 20 | 11,9 | 2,4 | 2,7 | 1,1 |
| 620.152.00.1 | 2254525 | 20 / 15 / 20 | 25 | 1/2 | 25 | 11,9 | 2,6 | 2,7 | 1,3 |
| 620.162.00.1 | 2254531 | 20 | 25 | 3/4 | 25 | 12,8 | 2,8 | 3,1 | 1,5 |
| 620.163.00.1 | 2254532 | 25 / 20 / 25 | 32 | 3/4 | 32 | 13,4 | 3,1 | 3,1 | 1,7 |
| 620.173.00.1 | 2254536 | 25 | 32 | 1 | 32 | 14,4 | 3,1 | 3,6 | 1,6 |
| 620.153.00.1 | 2254526 | 25 / 15 / 25 | 32 | 1/2 | 32 | 13 | 3,1 | 2,9 | 1,3 |
| 620.164.00.1 | 2254533 | 32 / 20 / 32 | 40 | 3/4 | 40 | 14,7 | 3,5 | 3,8 | 2,1 |
| 620.154.00.1 | 2254527 | 32 / 15 / 32 | 40 | 1/2 | 40 | 13,4 | 3,4 | 3,1 | 1,9 |
| 620.184.00.1 | 2254541 | 32 | 40 | 1 1/4 | 40 | 15,4 | 4,4 | 4,1 | 2,3 |
| 620.174.00.1 | 2254537 | 32 / 25 / 32 | 40 | 1 | 40 | 14,7 | 4,2 | 3,8 | 2,3 |
| 620.175.00.1 | 2254538 | 40 / 25 / 40 | 50 | 1 | 50 | 20,2 | 4,6 | 4,2 | 2,5 |
| 620.185.00.1 | 2254542 | 40 | 50 | 1 1/2 | 50 | 22 | 4,6 | 5,1 | 2,3 |
| 620.165.00.1 | 2254534 | 40 / 20 / 40 | 50 | 3/4 | 50 | 20,2 | 4 | 4,2 | 2,6 |
| 620.155.00.1 | 2254528 | 40 / 15 / 40 | 50 | 1/2 | 50 | 18,5 | 4,1 | 3,3 | 2,4 |
| 620.166.00.1 | 2254535 | 50 / 25 / 50 | 63 | 1 | 63 | 22 | 5,1 | 4,7 | 3,2 |
| 620.176.00.1 | 2254539 | 50 | 63 | 2 | 63 | 24,6 | 6,6 | 6 | 4 |
| 620.156.00.1 | 2254529 | 50 / 15 / 50 | 63 | 1/2 | 63 | 20,5 | 4,6 | 3,9 | 3,1 |
| 620.177.00.1 | 2254540 | 65 / 25 / 65 | 75 | 1 | 75 | 21,6 | 5,4 | 4,5 | 3,5 |

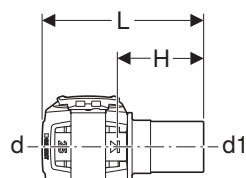
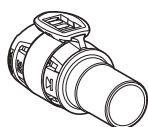
4.6 GEBERIT FLOWFIT ÖVERGÅNGAR EJ LÖSTAGBARA

Geberit FlowFit övergång till Geberit Mepla

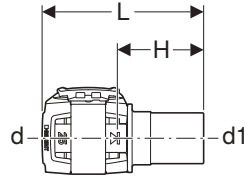
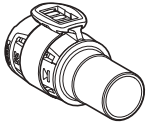


| Artikelnr | RSK nr. | DN | d [mm] | d1 [mm] | L [cm] | Z [cm] |
|--------------|---------|----|--------|---------|--------|--------|
| 620.090.00.1 | 2257837 | 12 | 16 | 16 | 7,8 | 1,3 |
| 620.091.00.1 | 2257838 | 15 | 20 | 20 | 7,8 | 1,3 |
| 620.092.00.1 | 2257839 | 20 | 25 | 26 | 7,8 | 1,3 |
| 620.093.00.1 | 2257840 | 25 | 32 | 32 | 8,8 | 1,6 |
| 620.094.00.1 | 2257841 | 32 | 40 | 40 | 8,8 | 1,6 |
| 620.095.00.1 | 2257842 | 40 | 50 | 50 | 14 | 2,1 |
| 620.096.00.1 | 2257843 | 50 | 63 | 63 | 15 | 2,3 |
| 620.097.00.1 | 2257844 | 65 | 75 | 75 | 15 | 2,3 |

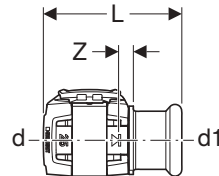
Geberit FlowFit övergång till Geberit Mapress, med slätända, rödgods



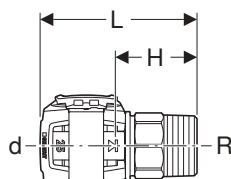
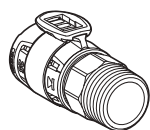
| Artikelnr | RSK nr. | DN | d [mm] | d1 [mm] | L [cm] | H [cm] |
|--------------|---------|-------|--------|---------|--------|--------|
| 620.230.00.1 | 2257819 | 12/10 | 16 | 12 | 6,8 | 3,5 |
| 620.240.00.1 | 2257826 | 12 | 16 | 15 | 6,9 | 3,6 |
| 620.231.00.1 | 2257820 | 15/12 | 20 | 15 | 6,9 | 3,6 |
| 620.241.00.1 | 2257827 | 15 | 20 | 18 | 6,9 | 3,6 |
| 620.242.00.1 | 2257828 | 15/20 | 20 | 22 | 7 | 3,7 |
| 620.232.00.1 | 2257821 | 20 | 25 | 22 | 7 | 3,7 |
| 620.233.00.1 | 2257822 | 25 | 32 | 28 | 7,7 | 4,1 |
| 620.234.00.1 | 2257823 | 32 | 40 | 35 | 8 | 4,4 |
| 620.235.00.1 | 2257824 | 40 | 50 | 42 | 12,8 | 6,9 |
| 620.236.00.1 | 2257825 | 50 | 63 | 54 | 13,8 | 7,5 |

Geberit FlowFit övergång till Geberit Mapress, med slätända, rostfritt stål


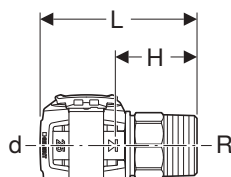
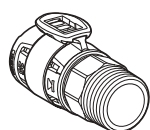
| Artikelnr | RSK nr. | DN | d [mm] | d1 [mm] | L [cm] | H [cm] |
|--------------|---------|-------|--------|---------|--------|--------|
| 620.250.00.1 | 2257829 | 12 | 16 | 15 | 7,1 | 3,8 |
| 620.251.00.1 | 2257830 | 15 | 20 | 18 | 7,1 | 3,8 |
| 620.252.00.1 | 2257831 | 15/20 | 20 | 22 | 7,2 | 3,9 |
| 620.253.00.1 | 2257832 | 20 | 25 | 22 | 7,2 | 3,9 |
| 620.254.00.1 | 2257833 | 25 | 32 | 28 | 7,9 | 4,3 |
| 620.255.00.1 | 2257834 | 32 | 40 | 35 | 8,2 | 4,6 |
| 620.256.00.1 | 2257835 | 40 | 50 | 42 | 12,5 | 6,6 |
| 620.257.00.1 | 2257836 | 50 | 63 | 54 | 14,2 | 7,9 |

Geberit FlowFit övergång till Geberit Mapress, med pressmuff


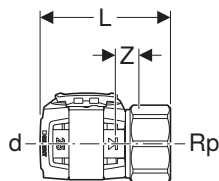
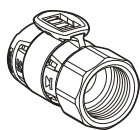
| Artikelnr | RSK nr. | DN | d [mm] | d1 [mm] | L [cm] | Z [cm] |
|--------------|---------|-------|--------|---------|--------|--------|
| 620.329.00.1 | 2257810 | 12/10 | 16 | 12 | 5,4 | 0,6 |
| 620.332.00.1 | 2257811 | 12 | 16 | 15 | 5,6 | 0,6 |
| 620.333.00.1 | 2257812 | 15 | 20 | 18 | 5,6 | 0,6 |
| 620.334.00.1 | 2257813 | 15/20 | 20 | 22 | 5,7 | 0,6 |
| 620.335.00.1 | 2257814 | 20 | 25 | 22 | 5,7 | 0,6 |
| 620.336.00.1 | 2257815 | 25 | 32 | 28 | 6,4 | 0,8 |
| 620.337.00.1 | 2257816 | 32 | 40 | 35 | 6,7 | 0,8 |
| 620.338.00.1 | 2257817 | 40 | 50 | 42 | 9,7 | 1,1 |
| 620.339.00.1 | 2257818 | 50 | 63 | 54 | 10,7 | 1,2 |

Geberit FlowFit övergång med utvändig gänga, kiselbrons


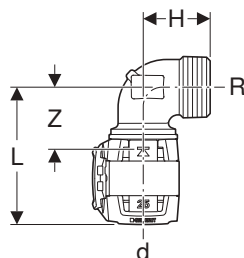
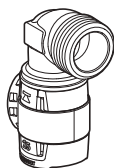
| Artikelnr | RSK nr. | DN | d [mm] | R ["] | L [cm] | H [cm] | SW [mm] |
|--------------|---------|-------|--------|-------|--------|--------|---------|
| 620.300.00.1 | 2257789 | 12/10 | 16 | 3/8 | 6,1 | 2,8 | 18 |
| 620.310.00.1 | 2257797 | 12/15 | 16 | 1/2 | 6,1 | 2,8 | 22 |
| 620.320.00.1 | 2257804 | 12/20 | 16 | 3/4 | 6,5 | 3,2 | 27 |
| 620.301.00.1 | 2257790 | 15/10 | 20 | 3/8 | 6,1 | 2,8 | 18 |
| 620.311.00.1 | 2257798 | 15 | 20 | 1/2 | 6,4 | 3,1 | 22 |
| 620.321.00.1 | 2257805 | 15/20 | 20 | 3/4 | 6,5 | 3,2 | 27 |
| 620.302.00.1 | 2257791 | 20/15 | 25 | 1/2 | 6,4 | 3,1 | 22 |
| 620.312.00.1 | 2257799 | 20 | 25 | 3/4 | 6,8 | 3,5 | 27 |
| 620.322.00.1 | 2257806 | 20/25 | 25 | 1 | 6,6 | 3,3 | 34 |
| 620.303.00.1 | 2257792 | 25 | 32 | 1 | 7,5 | 3,9 | 34 |
| 620.313.00.1 | 2257800 | 25/32 | 32 | 1 1/4 | 7,2 | 3,6 | 43 |
| 620.304.00.1 | 2257793 | 32/25 | 40 | 1 | 7,4 | 3,8 | 47 |
| 620.314.00.1 | 2257801 | 32 | 40 | 1 1/4 | 7,4 | 3,8 | 47 |
| 620.324.00.1 | 2257807 | 32/40 | 40 | 1 1/2 | 7,3 | 3,7 | 49 |
| 620.305.00.1 | 2257794 | 40 | 50 | 1 1/2 | 10 | 4,1 | 59 |
| 620.315.00.1 | 2257802 | 40/50 | 50 | 2 | 10,4 | 4,4 | 60 |
| 620.306.00.1 | 2257795 | 50 | 63 | 2 | 11 | 4,7 | 74 |
| 620.316.00.1 | 2257803 | 50/65 | 63 | 2 1/2 | 11,3 | 4,9 | 76 |
| 620.307.00.1 | 2257796 | 65 | 75 | 2 1/2 | 11,4 | 5 | 86 |

Geberit FlowFit övergång med utvändig gänga, rostfritt stål


| Artikelnr | RSK nr. | DN | d [mm] | R ["] | L [cm] | H [cm] | SW [mm] |
|--------------|---------|----|--------|-------|--------|--------|---------|
| 619.700.00.1 | 2257782 | 15 | 20 | 1/2 | 6,4 | 3,1 | 22 |
| 619.701.00.1 | 2257783 | 20 | 25 | 3/4 | 6,8 | 3,5 | 27 |
| 619.702.00.1 | 2257784 | 25 | 32 | 1 | 7,5 | 3,9 | 34 |
| 619.703.00.1 | 2257785 | 32 | 40 | 1 1/4 | 7,4 | 3,8 | 47 |
| 619.704.00.1 | 2257786 | 40 | 50 | 1 1/2 | 10 | 4,1 | 59 |
| 619.705.00.1 | 2257787 | 50 | 63 | 2 | 11 | 4,7 | 74 |
| 619.706.00.1 | 2257788 | 65 | 75 | 2 1/2 | 11,4 | 5 | 86 |

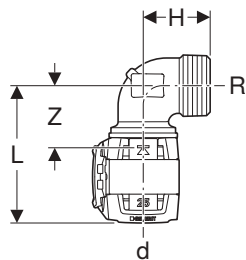
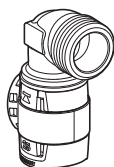
Geberit FlowFit övergång med invändig gänga


| Artikelnr | RSK nr. | DN | d [mm] | Rp ["] | L [cm] | Z [cm] | SW [mm] |
|--------------|---------|-------|--------|--------|--------|--------|---------|
| 620.400.00.1 | 2257720 | 12/10 | 16 | 3/8 | 5,1 | 1 | 22 |
| 620.410.00.1 | 2257728 | 12/15 | 16 | 1/2 | 5,6 | 1,3 | 27 |
| 620.420.00.1 | 2257735 | 12/20 | 16 | 3/4 | 5,8 | 1,3 | 32 |
| 620.401.00.1 | 2257721 | 15/10 | 20 | 3/8 | 5,3 | 1,2 | 22 |
| 620.411.00.1 | 2257729 | 15 | 20 | 1/2 | 5,5 | 1,1 | 27 |
| 620.421.00.1 | 2257736 | 15/20 | 20 | 3/4 | 5,8 | 1,3 | 32 |
| 620.402.00.1 | 2257722 | 20 | 25 | 3/4 | 5,7 | 1,2 | 32 |
| 620.412.00.1 | 2257730 | 20/25 | 25 | 1 | 6,1 | 1,5 | 41 |
| 620.403.00.1 | 2257723 | 25 | 32 | 1 | 6,4 | 1,4 | 41 |
| 620.413.00.1 | 2257731 | 25/32 | 32 | 1 1/4 | 6,7 | 1,5 | 47 |
| 620.404.00.1 | 2257724 | 32/25 | 40 | 1 | 6,4 | 1,4 | 47 |
| 620.414.00.1 | 2257732 | 32 | 40 | 1 1/4 | 6,7 | 1,5 | 47 |
| 620.424.00.1 | 2257737 | 32/40 | 40 | 1 1/2 | 6,7 | 1,5 | 54 |
| 620.405.00.1 | 2257725 | 40 | 50 | 1 1/2 | 9,3 | 1,7 | 60 |
| 620.415.00.1 | 2257733 | 40/50 | 50 | 2 | 9,7 | 1,8 | 67 |
| 620.406.00.1 | 2257726 | 50 | 63 | 2 | 10,2 | 1,9 | 75 |
| 620.416.00.1 | 2257734 | 50/65 | 63 | 2 1/2 | 10,7 | 1,9 | 83 |
| 620.407.00.1 | 2257727 | 65 | 75 | 2 1/2 | 10,7 | 2,5 | 86 |

Geberit FlowFit böj 90° med utvändig gänga


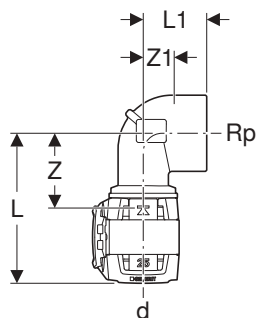
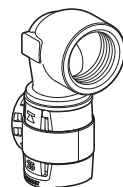
| Artikelnr | RSK nr. | DN | d [mm] | R ["] | L [cm] | H [cm] | Z [cm] |
|--------------|---------|-------|--------|-------|--------|--------|--------|
| 620.510.00.1 | 2253728 | 12/15 | 16 | 1/2 | 5,7 | 2,5 | 2,4 |
| 620.520.00.1 | 2253731 | 12/20 | 16 | 3/4 | 6 | 3,1 | 2,7 |
| 620.511.00.1 | 2253729 | 15 | 20 | 1/2 | 6,1 | 2,8 | 2,8 |
| 620.521.00.1 | 2253732 | 15/20 | 20 | 3/4 | 6 | 2,7 | 2,7 |
| 620.502.00.1 | 2253723 | 20 | 25 | 3/4 | 6 | 2,9 | 2,7 |
| 620.512.00.1 | 2253730 | 20/25 | 25 | 1 | 6,3 | 3,2 | 3 |
| 620.503.00.1 | 2253724 | 25 | 32 | 1 | 6,8 | 3,1 | 3,2 |
| 620.504.00.1 | 2253725 | 32 | 40 | 1 1/4 | 7,3 | 4,2 | 3,7 |
| 620.505.00.1 | 2253726 | 40 | 50 | 1 1/2 | 10,4 | 4,7 | 4,5 |
| 620.506.00.1 | 2253727 | 50 | 63 | 2 | 11,7 | 5,8 | 5,4 |

Geberit FlowFit böj 90° med utvändig gänga, lång



| Artikelnr | RSK nr. | DN | d [mm] | R ["] | L [cm] | H [cm] | Z [cm] |
|--------------|---------|-------|--------|-------|--------|--------|--------|
| 620.522.00.1 | 2253733 | 12/15 | 16 | 1/2 | 5,7 | 3,7 | 2,4 |
| 620.523.00.1 | 2253734 | 12/20 | 16 | 3/4 | 6 | 4,5 | 2,7 |
| 620.524.00.1 | 2253735 | 15 | 20 | 1/2 | 6,1 | 3,7 | 2,8 |
| 620.525.00.1 | 2253736 | 15/20 | 20 | 3/4 | 6 | 4,5 | 2,7 |
| 620.526.00.1 | 2253737 | 20 | 25 | 3/4 | 6 | 4,5 | 2,7 |
| 620.527.00.1 | 2253738 | 20/25 | 25 | 1 | 6,3 | 5,6 | 3 |
| 620.528.00.1 | 2253739 | 25 | 32 | 1 | 6,8 | 5,6 | 3,2 |

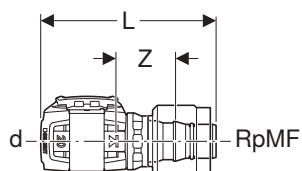
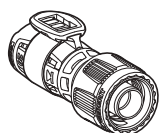
Geberit FlowFit böj 90° med invändig gänga



| Artikelnr | RSK nr. | DN | d [mm] | Rp ["] | L [cm] | L1 [cm] | Z [cm] | Z1 [cm] |
|--------------|---------|-------|--------|--------|--------|---------|--------|---------|
| 620.540.00.1 | 2253718 | 12/15 | 16 | 1/2 | 6,1 | 2,2 | 2,8 | 0,9 |
| 620.550.00.1 | 2253721 | 12/20 | 16 | 3/4 | 6,3 | 2,5 | 3 | 1,2 |
| 620.541.00.1 | 2253719 | 15 | 20 | 1/2 | 6,1 | 2,4 | 2,8 | 1,1 |
| 620.551.00.1 | 2253722 | 15/20 | 20 | 3/4 | 6,5 | 2,6 | 3,2 | 1,3 |
| 620.532.00.1 | 2253713 | 20 | 25 | 3/4 | 6,5 | 2,8 | 3,2 | 1,5 |
| 620.542.00.1 | 2253720 | 20/25 | 25 | 1 | 6,9 | 3 | 3,6 | 1,4 |
| 620.533.00.1 | 2253714 | 25 | 32 | 1 | 7,4 | 3,4 | 3,8 | 1,8 |
| 620.534.00.1 | 2253715 | 32 | 40 | 1 1/4 | 8,1 | 3,7 | 4,5 | 2,2 |
| 620.535.00.1 | 2253716 | 40 | 50 | 1 1/2 | 11,2 | 4,5 | 5,3 | 3 |
| 620.536.00.1 | 2253717 | 50 | 63 | 2 | 12,8 | 5,3 | 6,4 | 3,5 |

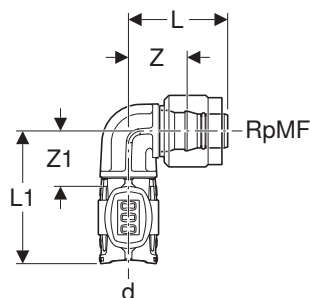
4.7 GEBERIT FLOWFIT ÖVERGÅNGAR OCH ANSLUTNINGAR, LÖSTAGBARA

Geberit FlowFit övergång med MasterFix



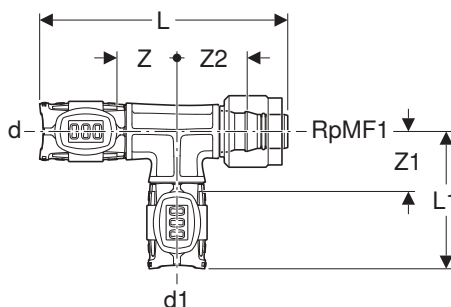

| Artikelnr | RSK nr. | DN | d [mm] | RpMF ["] | L [cm] | Z [cm] |
|--------------|---------|-------|--------|----------|--------|--------|
| 620.290.00.1 | 2257777 | 12/15 | 16 | 1/2 | 7,6 | 2,8 |
| 620.291.00.1 | 2257778 | 15 | 20 | 1/2 | 7,6 | 2,8 |

Geberit FlowFit övergångsvinkel 90° med MasterFix



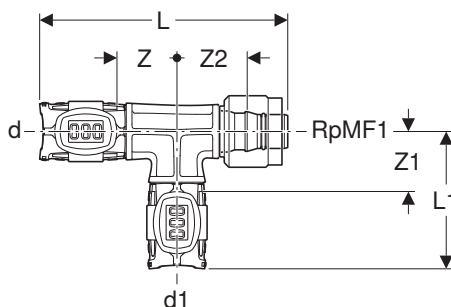

| Artikelnr | RSK nr. | DN | d [mm] | RpMF ["] | L [cm] | L1 [cm] | Z [cm] | Z1 [cm] |
|--------------|---------|-------|--------|----------|--------|---------|--------|---------|
| 620.490.00.1 | 2257848 | 12/15 | 16 | 1/2 | 4,3 | 5,8 | 2,7 | 2,5 |
| 620.491.00.1 | 2257849 | 15 | 20 | 1/2 | 4,3 | 5,8 | 2,8 | 2,5 |

Geberit FlowFit adapter-T-rör med MasterFix, genomgång



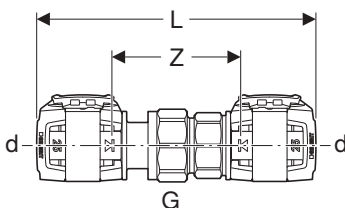
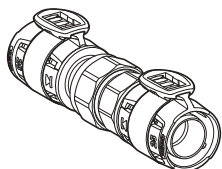
| Artikelnr | RSK nr. | DN | d [mm] | d1 [mm] | RpMF1 ["] | L [cm] | L1 [cm] | Z [cm] | Z1 [cm] | Z2 [cm] |
|--------------|---------|--------------|--------|---------|-----------|--------|---------|--------|---------|---------|
| 620.380.00.1 | 2257669 | 12 / 15 / 12 | 16 | 16 | 1/2 | 11,5 | 4,3 | 2,5 | 2,7 | 2,5 |
| 620.381.00.1 | 2257670 | 15 / 15 / 12 | 20 | 16 | 1/2 | 11,5 | 4,3 | 2,5 | 2,8 | 2,5 |
| 620.391.00.1 | 2257672 | 15 | 20 | 20 | 1/2 | 11,5 | 4,3 | 2,5 | 2,8 | 2,5 |
| 620.382.00.1 | 2257671 | 20 / 15 / 15 | 25 | 20 | 1/2 | 11,5 | 4,1 | 2,5 | 2,6 | 2,5 |
| 620.392.00.1 | 2257673 | 20 / 15 / 20 | 25 | 25 | 1/2 | 11,5 | 4,1 | 2,5 | 2,6 | 2,5 |

Geberit FlowFit adapter-T-rör med MasterFix, grenrör

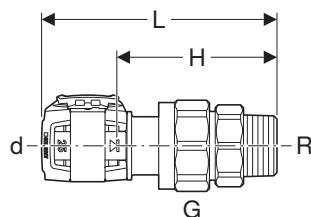
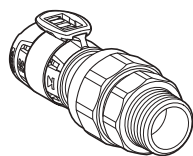


| Artikelnr | RSK nr. | DN | d [mm] | d1 [mm] | RpMF1 ["] | L [cm] | L1 [cm] | Z [cm] | Z1 [cm] | Z2 [cm] |
|--------------|---------|----------|--------|---------|-----------|--------|---------|--------|---------|---------|
| 620.780.00.1 | 2257674 | 12/12/15 | 16 | 16 | 1/2 | 10,4 | 5,8 | 2,5 | 2,5 | 3,1 |
| 620.781.00.1 | 2257675 | 15 | 20 | 20 | 1/2 | 10,8 | 6 | 2,7 | 2,7 | 3,3 |

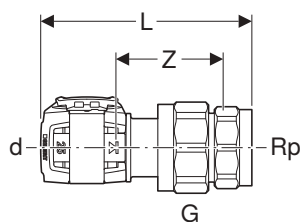
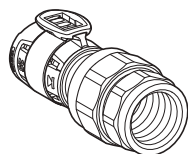
Geberit FlowFit skruvkoppling



| Artikelnr | RSK nr. | DN | d [mm] | G ["] | L [cm] | Z [cm] | SW [mm] |
|--------------|---------|----|--------|-------|--------|--------|---------|
| 620.570.00.1 | 2257690 | 12 | 16 | 1/2 | 11,5 | 5 | 24 |
| 620.571.00.1 | 2257691 | 15 | 20 | 1/2 | 11,7 | 5,2 | 24 |
| 620.572.00.1 | 2257692 | 20 | 25 | 3/4 | 12,1 | 5,6 | 30 |
| 620.573.00.1 | 2257693 | 25 | 32 | 1 | 13,9 | 6,7 | 38 |
| 620.574.00.1 | 2257694 | 32 | 40 | 1 1/4 | 13,9 | 6,7 | 46 |
| 620.575.00.1 | 2257695 | 40 | 50 | 1 1/2 | 19,1 | 7,2 | 55 |
| 620.576.00.1 | 2257696 | 50 | 63 | 2 | 20,5 | 7,8 | 67 |

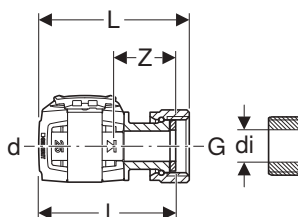
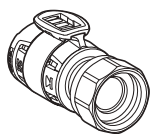
Geberit FlowFit unionskoppling med utvändig gänga


| Artikelnr | RSK nr. | DN | d [mm] | R ["] | G ["] | L [cm] | H [cm] | SW [mm] |
|--------------|---------|-------|--------|-------|-------|--------|--------|---------|
| 620.580.00.1 | 2257707 | 12/15 | 16 | 1/2 | 3/4 | 8,7 | 5,4 | 30 |
| 620.581.00.1 | 2257708 | 15 | 20 | 1/2 | 3/4 | 9,3 | 6 | 30 |
| 620.591.00.1 | 2257714 | 15/20 | 20 | 3/4 | 1 | 9,4 | 6,1 | 30 |
| 620.582.00.1 | 2257709 | 20 | 25 | 3/4 | 1 | 10,2 | 6,9 | 38 |
| 620.583.00.1 | 2257710 | 25 | 32 | 1 | 1 1/4 | 10,5 | 6,9 | 46 |
| 620.593.00.1 | 2257715 | 25/32 | 32 | 1 1/4 | 1 1/2 | 10,8 | 7,2 | 46 |
| 620.584.00.1 | 2257711 | 32 | 40 | 1 1/4 | 1 1/2 | 11,3 | 7,7 | 55 |
| 620.594.00.1 | 2257716 | 32/40 | 40 | 1 1/2 | 1 3/4 | 11,3 | 7,7 | 55 |
| 620.585.00.1 | 2257712 | 40 | 50 | 1 1/2 | 1 3/4 | 14,9 | 9 | 62 |
| 620.595.00.1 | 2257717 | 40/50 | 50 | 2 | 2 3/4 | 14,9 | 8,9 | 67 |
| 620.586.00.1 | 2257713 | 50 | 63 | 2 | 2 3/4 | 15,3 | 8,9 | 89 |
| 620.596.00.1 | 2257718 | 50/65 | 63 | 2 1/2 | 2 3/4 | 15,5 | 9,2 | 89 |

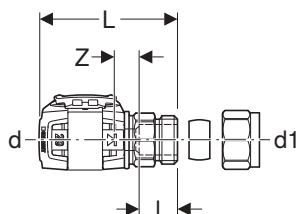
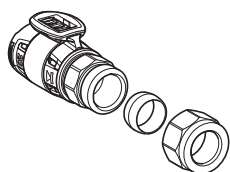
Geberit FlowFit unionskoppling med invändig gänga


| Art.-nr | RSK nr. | DN | d [mm] | Rp ["] | G ["] | L [cm] | Z [cm] | SW [mm] |
|--------------|---------|-------|--------|--------|-------|--------|--------|---------|
| 620.600.00.1 | 2257697 | 12/15 | 16 | 1/2 | 3/4 | 7,9 | 3,3 | 30 |
| 620.601.00.1 | 2257698 | 15 | 20 | 1/2 | 3/4 | 8,5 | 3,9 | 30 |
| 620.602.00.1 | 2257699 | 20 | 25 | 3/4 | 1 | 9,2 | 4,4 | 38 |
| 620.603.00.1 | 2257700 | 25 | 32 | 1 | 1 1/4 | 9,4 | 4,1 | 46 |
| 620.613.00.1 | 2257704 | 25/32 | 32 | 1 1/4 | 1 1/4 | 10,6 | 5,1 | 46 |
| 620.604.00.1 | 2257701 | 32 | 40 | 1 1/4 | 1 1/2 | 10,9 | 5,4 | 55 |
| 620.614.00.1 | 2257705 | 32 | 40 | 1 1/2 | 1 1/2 | 11,2 | 5,6 | 55 |
| 620.605.00.1 | 2257702 | 40 | 50 | 1 1/2 | 1 1/2 | 13,8 | 5,9 | 55 |
| 620.615.00.1 | 2257706 | 40/50 | 50 | 2 | 2 | 14,9 | 6,6 | 67 |
| 620.606.00.1 | 2257703 | 50 | 63 | 2 | 2 3/4 | 13,3 | 4,3 | 89 |

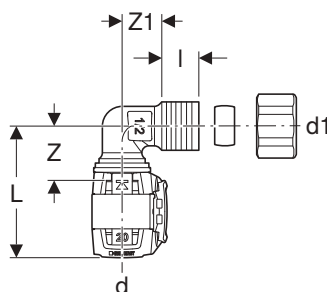
Geberit FlowFit övergång med löpande mutter



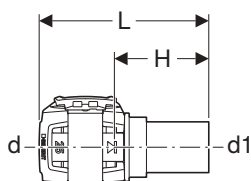
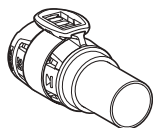
| Artikelnr | RSK nr. | DN | d [mm] | di [mm] | G ["] | L [cm] | l [cm] | Z [cm] |
|--------------|---------|-------|-----------|------------|----------|-----------|-----------|-----------|
| 620.620.00.1 | 2257741 | 12 | 16 | 9 | 3/8 | 6,2 | 5,5 | 2,2 |
| 620.630.00.1 | 2257748 | 12/15 | 16 | 11 | 1/2 | 6,4 | 5,7 | 2,4 |
| 620.640.00.1 | 2257755 | 12/20 | 16 | 17 | 3/4 | 5,9 | 5,2 | 1,9 |
| 620.650.00.1 | 2257762 | 12/25 | 16 | 21 | 1 | 6,2 | 5,4 | 2,1 |
| 620.621.00.1 | 2257742 | 15/12 | 20 | 9 | 3/8 | 6,2 | 5,5 | 2,2 |
| 620.631.00.1 | 2257749 | 15 | 20 | 11 | 1/2 | 6,4 | 5,7 | 2,4 |
| 620.641.00.1 | 2257756 | 15/20 | 20 | 16 | 3/4 | 6,5 | 5,8 | 2,5 |
| 620.651.00.1 | 2257763 | 15/25 | 20 | 21 | 1 | 6,3 | 5,5 | 2,2 |
| 620.661.00.1 | 2257769 | 15/32 | 20 | 27 | 1 1/4 | 6,6 | 5,6 | 2,3 |
| 620.671.00.1 | 2257773 | 15/40 | 20 | 32 | 1 1/2 | 6,2 | 5 | 1,7 |
| 620.622.00.1 | 2257743 | 20/15 | 25 | 11 | 1/2 | 6,4 | 5,7 | 2,4 |
| 620.632.00.1 | 2257750 | 20 | 25 | 15 | 3/4 | 6,5 | 5,8 | 2,5 |
| 620.642.00.1 | 2257757 | 20/25 | 25 | 20 | 1 | 7,3 | 6,3 | 3 |
| 620.652.00.1 | 2257764 | 20/32 | 25 | 27 | 1 1/4 | 6,8 | 5,8 | 2,5 |
| 620.662.00.1 | 2257770 | 20/40 | 25 | 32 | 1 1/2 | 7,1 | 5,9 | 2,6 |
| 620.672.00.1 | 2257774 | 15/30 | 20 | 23 | 1 1/8 | 6,4 | 5,5 | 2,2 |
| 620.623.00.1 | 2257744 | 25/20 | 32 | 16 | 3/4 | 7 | 6,3 | 2,7 |
| 620.633.00.1 | 2257751 | 25 | 32 | 20 | 1 | 7,8 | 6,8 | 3,2 |
| 620.643.00.1 | 2257758 | 25/32 | 32 | 27 | 1 1/4 | 7,4 | 6,4 | 2,8 |
| 620.653.00.1 | 2257765 | 25/40 | 32 | 32 | 1 1/2 | 7,6 | 6,4 | 2,8 |
| 620.663.00.1 | 2257771 | 25/50 | 32 | 42 | 2 | 7,5 | 6,2 | 2,6 |
| 620.673.00.1 | 2257775 | 20/50 | 25 | 42 | 2 | 6,3 | 5 | 1,7 |
| 620.624.00.1 | 2257745 | 32 | 40 | 27 | 1 1/4 | 7,9 | 6,9 | 3,3 |
| 620.634.00.1 | 2257752 | 32 | 40 | 33 | 1 1/2 | 8 | 6,9 | 3,3 |
| 620.644.00.1 | 2257759 | 32/50 | 40 | 42 | 2 | 7,8 | 6,5 | 2,9 |
| 620.654.00.1 | 2257766 | 32/65 | 40 | 42 | 2 1/4 | 7,7 | 6,3 | 2,7 |
| 620.625.00.1 | 2257746 | 40 | 50 | 33 | 1 1/2 | 10,6 | 9,5 | 3,6 |
| 620.635.00.1 | 2257753 | 40 | 50 | 33 | 1 3/4 | 11,5 | 10,2 | 4,3 |
| 620.645.00.1 | 2257760 | 40/50 | 50 | 42 | 2 | 11 | 9,9 | 3,9 |
| 620.655.00.1 | 2257767 | 40/50 | 50 | 42 | 2 1/4 | 10,8 | 9,4 | 3,5 |
| 620.665.00.1 | 2257772 | 40/50 | 50 | 52 | 2 3/8 | 10,9 | 9,4 | 3,5 |
| 620.675.00.1 | 2257776 | 40/65 | 50 | 62 | 2 3/4 | 10,7 | 9,1 | 3,2 |
| 620.626.00.1 | 2257747 | 50/50 | 63 | 42 | 2 | 11,5 | 10,4 | 4 |
| 620.636.00.1 | 2257754 | 50/50 | 63 | 52 | 2 3/8 | 11,6 | 10,5 | 4,1 |
| 620.646.00.1 | 2257761 | 50/65 | 63 | 54 | 2 1/2 | 11,8 | 10,2 | 3,9 |
| 620.656.00.1 | 2257768 | 50/65 | 63 | 62 | 2 3/4 | 11,5 | 9,9 | 3,6 |

Geberit FlowFit övergång med klämringskoppling


| Artikelnr | RSK nr. | DN | d [mm] | d1 [mm] | L [cm] | l [cm] | Z [cm] |
|--------------|---------|-------|--------|---------|--------|--------|--------|
| 620.680.00.1 | 2257738 | 12/10 | 16 | 12 | 5,8 | 1,7 | 0,8 |
| 620.690.00.1 | 2257740 | 12 | 16 | 15 | 5,8 | 1,6 | 0,9 |
| 620.681.00.1 | 2257739 | 15/12 | 20 | 15 | 6 | 1,6 | 1,1 |


Geberit FlowFit övergångsvinkel 90° med klämringskoppling


| Artikelnr | RSK nr. | DN | d [mm] | d1 [mm] | L [cm] | l [cm] | Z [cm] | Z1 [cm] | SW [mm] |
|--------------|---------|-------|--------|---------|--------|--------|--------|---------|---------|
| 620.700.00.1 | 2257845 | 12/10 | 16 | 12 | 5,5 | 0,8 | 2,2 | 1,7 | 24 |
| 620.710.00.1 | 2257847 | 12 | 16 | 15 | 5,5 | 0,8 | 2,2 | 1,7 | 24 |
| 620.701.00.1 | 2257846 | 15/12 | 20 | 15 | 5,7 | 0,8 | 2,4 | 1,7 | 24 |

Geberit FlowFit övergång till klämringskoppling för kopparrör


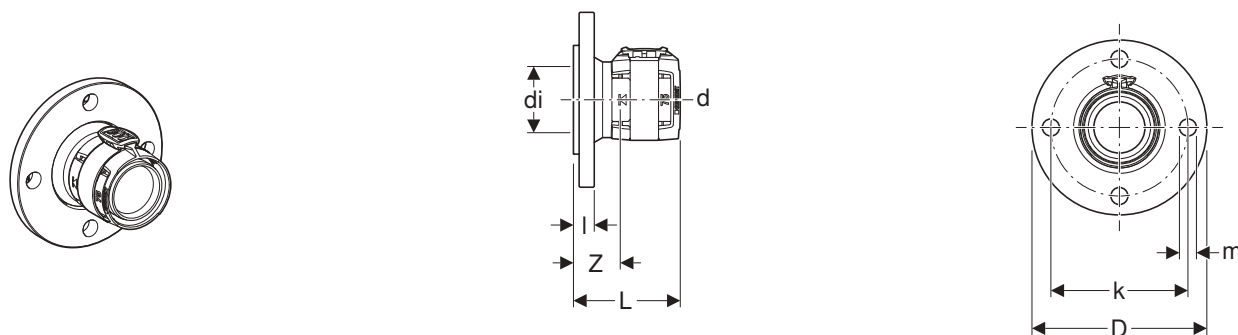
| Artikelnr | RSK nr. | DN | d [mm] | d1 [mm] | L [cm] | H [cm] |
|--------------|---------|-------|--------|---------|--------|--------|
| 620.720.00.1 | 2257719 | 12 | 16 | 15 | 7 | 3,7 |
| 620.721.00.1 | 2257808 | 15/12 | 20 | 15 | 7 | 3,7 |
| 620.722.00.1 | 2257809 | 20 | 25 | 22 | 7,4 | 4,1 |

Geberit FlowFit övergång med skruvkoppling till PEX-rör



| Artikelnr | RSK nr. | DN | d [mm] | G ["] | d1 [mm] | s1 [mm] | L [cm] | Z [cm] | PN [bar] |
|--------------|---------|----|--------|-------|---------|---------|--------|--------|----------|
| 620.730.00.1 | 2257779 | 12 | 16 | 3/4 | 16 | 1,5 | 7,8 | 3,1 | 6 |
| 620.731.00.1 | 2257780 | 15 | 20 | 3/4 | 20 | 1,9 | 7,8 | 3,1 | 6 |
| 620.732.00.1 | 2257781 | 20 | 25 | 1 | 25 | 2,3 | 8 | 3,3 | 6 |

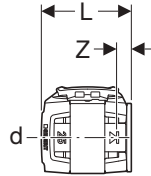
Geberit FlowFit fläns PN6, med pressenhet



| Artikelnr | RSK nr. | DN | d [mm] | di [mm] | D [cm] | k [cm] | m [cm] | L [cm] | l [cm] | Z [cm] | n [ST] | PN [bar] |
|--------------|---------|----|--------|---------|--------|--------|--------|--------|--------|--------|--------|----------|
| 619.616.00.1 | 2256041 | 65 | 75 | 70 | 16 | 130 | 14 | 11,3 | 2,4 | 5 | 4 | 6 |
| 619.617.00.1 | 2256040 | 65 | 75 | 70 | 18,5 | 145 | 18 | 11,3 | 2,4 | 5 | 4 | 10/16 |

4.8 GEBERIT FLOWFIT FÖRSLUTNINGAR

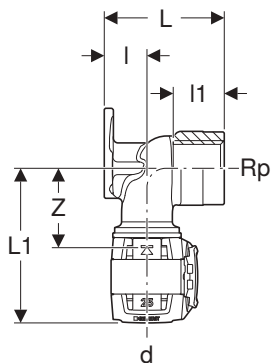
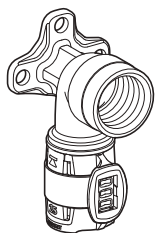
Geberit FlowFit rörändplugg



| Artikelnr | RSK nr. | DN | d [mm] | L [cm] | Z [cm] |
|--------------|---------|----|--------|--------|--------|
| 620.740.00.1 | 2256841 | 12 | 16 | 3,9 | 0,6 |
| 620.741.00.1 | 2256842 | 15 | 20 | 3,9 | 0,6 |
| 620.742.00.1 | 2256843 | 20 | 25 | 3,9 | 0,6 |

4.9 GEBERIT FLOWFIT ANSLUTNINGAR

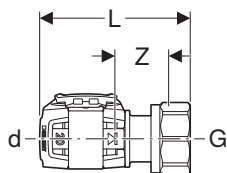
Geberit FlowFit anslutningsvinkel 90°



| Artikelnr | RSK nr. | DN | d [mm] | Rp ["] | L [cm] | L1 [cm] | I [cm] | I1 [cm] | Z [cm] |
|--------------|---------|----|--------|--------|--------|---------|--------|---------|--------|
| 620.750.00.1 | 2257678 | 12 | 16 | 3/8 | 3,6 | 6 | 1,9 | 1,3 | 2,7 |
| 620.751.00.1 | 2257679 | 15 | 20 | 3/8 | 3,6 | 6 | 1,9 | 1,3 | 2,7 |
| 620.760.00.1 | 2257680 | 12 | 16 | 1/2 | 3,6 | 6 | 1,9 | 1,3 | 2,8 |
| 620.761.00.1 | 2257681 | 15 | 20 | 1/2 | 3,6 | 6,3 | 1,9 | 1,3 | 3,1 |
| 620.810.00.1 | 2257687 | 12 | 16 | 1/2 | 5,2 | 6 | 1,9 | 1,5 | 2,7 |
| 620.811.00.1 | 2257688 | 15 | 20 | 1/2 | 5,2 | 6 | 1,9 | 1,7 | 3,1 |
| 620.821.00.1 | 2257689 | 15 | 20 | 3/4 | 5,2 | 6,3 | 1,9 | 1,9 | 3 |
| 620.802.00.1 | 2257686 | 20 | 25 | 3/4 | 5,2 | 6,7 | 1,9 | 1,9 | 3,4 |
| 620.770.00.1 | 2257682 | 12 | 16 | 1/2 | 7,8 | 6,8 | 1,9 | 3 | 3,5 |
| 620.771.00.1 | 2257683 | 15 | 20 | 1/2 | 7,8 | 7,3 | 1,9 | 3 | 4 |
| 620.800.00.1 | 2257684 | 12 | 16 | 3/8 | 5,2 | 6 | 1,9 | 1,5 | 2,7 |
| 620.801.00.1 | 2257685 | 15 | 20 | 3/8 | 5,2 | 6 | 1,9 | 1,5 | 2,7 |

4.10 GEBERIT FLOWFIT FÖRDELARE MED GÄNGAD ANSLUTNING

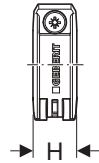
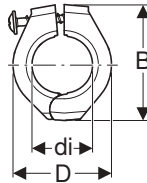
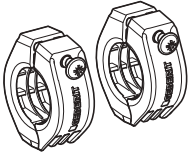
Geberit FlowFit anslutning för grenrör för Eurokona



| Artikelnr | RSK nr. | DN | d [mm] | G ["] | L [cm] | Z [cm] | SW [mm] |
|--------------|---------|-------|--------|-------|--------|--------|---------|
| 620.330.00.1 | 2257676 | 12/20 | 16 | 3/4 | 6,1 | 2,6 | 27 |
| 620.331.00.1 | 2257677 | 15/20 | 20 | 3/4 | 6,5 | 3,1 | 27 |

4.11 GEBERIT FLOWFIT FÄSTE FÖR SYSTEMRÖR

Geberit fixpunktmontering



| Artikelnr | RSK nr. | di [mm] | D [cm] | B [cm] | H [cm] |
|--------------|---------|------------|-----------|-----------|-----------|
| 619.730.00.1 | 2054972 | 16 | 3,1 | 4 | 1,9 |
| 619.731.00.1 | 2054973 | 20 | 3,5 | 4,4 | 1,9 |
| 619.732.00.1 | 2054974 | 25 | 4 | 4,9 | 1,9 |
| 619.733.00.1 | 2054975 | 32 | 4,7 | 5,6 | 1,9 |
| 619.734.00.1 | 2054976 | 40 | 5,6 | 6,5 | 1,9 |
| 619.735.00.1 | 2054977 | 50 | 6,6 | 7,8 | 2,2 |
| 619.736.00.1 | 2054978 | 63 | 8 | 9,1 | 2,2 |
| 619.737.00.1 | 2054979 | 75 | 9,2 | 10,3 | 2,2 |

4.12 GEBERIT FLOWFIT TILLBEHÖR

Geberit läcksökningspray



| Artikelnr | RSK nr. |
|--------------|---------|
| 690.942.00.1 | 2258438 |

ENVIRONMENTAL PRODUCT DECLARATION

IN ACCORDANCE WITH EN 15804 + A1



1 General information

1.1 Note on this document

The original document was written in German. All other language versions are translations of the original document.


1.2 Declaration holder

Geberit International AG
 Schachenstrasse 77
 CH-8645 Jona
 Tel. +41 55 221 6300
 sustainability@geberit.com
 www.geberit.com

Geberit is one of the pioneers when it comes to sustainability in the sanitary industry. Sustainable has formed an integral component of the corporate strategy for around 30 years. The Geberit Group has a group certificate in accordance with ISO 9001 (quality), ISO 14001 (environment) und ISO 45001 (occupational health and safety). Life cycle assessments were produced for key products from an early stage and Ecodesign has been an integral component of the product development process since 2008. You can find current and comprehensive information on sustainability in the current annual report or at www.geberit.com/nachhaltigkeit.

1.3 Declared product


This declaration applies to all Geberit FlowFit multilayer pipes (ML) without a protective tube or insulation, see chapter "Range and conversion factors", page 3. A piece of Geberit system pipe ML, in bars in a length of 5 m and with an outer diameter of d20 mm (art. no. 619.021.00.1) has been used as a reference article.



1.4 Verification and validity

Programme holder: Geberit International AG
 Declaration number: GEB_EPD_9007206810207243
 Validity: 01/11/2020 to 30/10/2025
 Data calculated by: Quantis, www.quantis-intl.com

Environmental declarations for construction products may not be comparable if they do not comply with the EN 15804. It is only possible to make a limited comparison of life cycle assessment results which are based on different background databases.

| | |
|---|--|
| The European standard EN 15804 + A1 is used as the core PCR. | |
| Independent verification of the declaration and information in accordance with EN ISO 14025:2010 | |
| <input type="checkbox"/> Internal | <input checked="" type="checkbox"/> External |
|  Dr. Frank Werner | |

2 Product

2.1 Description and application purpose

Geberit FlowFit is a supply system consisting of pipes and fittings, which are connected to permanently leakproof pipes by means of lateral pressing.


The system pipes are multilayer pipes made of plastic and aluminium (Geberit system pipe ML) or polybutene pipes (Geberit system pipe PB). The pipes are connected by means of plastic fittings. Metal fittings are used to connect to various connections. A separate environmental product declaration has been created for each of these system elements.

Application purpose:

- for drinking water installations within buildings (Geberit system pipe PB and Geberit system pipe ML)
- for heating and cooling water installations within building structures (Geberit system pipe ML)

2.1.1 Geberit system pipe ML

The Geberit system pipe ML (multilayer) is made of 3 layers. The protective jacket is made of polyethylene with increased temperature resistance (PE-RT). A longitudinally butt-welded aluminium layer forms the stabilising core. The medium-transporting grey inner pipe (highlighted in white in the figure) is also made of PE-RT. The pipes are available in 7 outer diameters (d16–63 mm) and as rods in a length of 3 or 5 m or in coils of 4 different lengths (50–250 m). The pipe ends are closed with protection plugs (made of PE-LD).



- | | |
|---|-----------------------------|
| 1 | Protective jacket (PE-RT) |
| 2 | Bonding agent |
| 3 | Aluminium layer (aluminium) |
| 4 | Bonding agent |
| 5 | Inner pipe (PE-RT) |

For the composition by raw materials, see chapter "Product composition", page 5.

2.2 Range and conversion factors

The reference product for this declaration is the Geberit system pipe ML, in bars in a length of 5 m and with an outer diameter of d20 mm (art. no. 619.021.00.1). This article was chosen as a reference because with a diameter of 20 mm, it is the most commonly used solution for supply systems. The life cycle assessment results in chapter 4 can be converted to the other sales articles listed using the net weight with the conversion factor in accordance with the following table. Due to the lower aluminium content in the coils, their life cycle assessment is 17–56 % below the value calculated on the basis of the following table.

2 Product

| | | DN | d [mm] | L (m) | Net weight [g/ item] | Conversion factor |
|-------------------------------------|--------------|----|--------|-------|-------------------------|----------------------|
| Geberit system pipe ML, in bars | 619.010.00.1 | 12 | 16 | 3 | 354 | 0.45 |
| | 619.011.00.1 | 15 | 20 | 3 | 454 | 0.58 |
| | 619.012.00.1 | 20 | 25 | 3 | 666 | 0.85 |
| | 619.013.00.1 | 25 | 32 | 3 | 926 | 1.18 |
| | 619.014.00.1 | 32 | 40 | 3 | 1277 | 1.63 |
| | 619.015.00.1 | 40 | 50 | 3 | 1976 | 2.53 |
| | 619.016.00.1 | 50 | 63 | 3 | 2794 | 3.57 |
| | 619.020.00.1 | 12 | 16 | 5 | 606 | 0.78 |
| | 619.021.00.1 | 15 | 20 | 5 | 782 | 1.00 |
| | 619.022.00.1 | 20 | 25 | 5 | 1126 | 1.44 |
| | 619.023.00.1 | 25 | 32 | 5 | 1563 | 2.00 |
| | 619.024.00.1 | 32 | 40 | 5 | 2195 | 2.81 |
| | 619.025.00.1 | 40 | 50 | 5 | 3325 | 4.25 |
| | 619.026.00.1 | 50 | 63 | 5 | 4761 | 6.09 |
| Geberit system pipe ML, in coils | 619.050.00.1 | 12 | 16 | 50 | 4908 | 6.28 |
| | 619.051.00.1 | 15 | 20 | 50 | 6449 | 8.25 |
| | 619.052.00.1 | 20 | 25 | 50 | 8934 | 11.43 |
| | 619.054.00.1 | 25 | 32 | 25 | 15107 | 19.33 |
| | 619.060.00.1 | 12 | 16 | 120 | 11779 | 15.07 |
| | 619.061.00.1 | 15 | 20 | 100 | 12899 | 16.51 |
| | 619.070.00.1 | 12 | 16 | 250 | 24539 | 31.40 |

3 Life cycle assessment – calculation criteria

3.1 System boundaries

This environmental product declaration is a Cradle-to-gate-with-options declaration including transport and waste processing during the disposal phase. The use and demolition are not considered.

| Product | | | Construction process | | Use | End-of-life | | | |
|--------------|-------------------------------|---------------|----------------------|----------------------------------|-------|-------------|-------------------------------|----------------------------|----------|
| Raw material | Transport to the manufacturer | Manufacturing | Distribution | Installation within the building | | Demolition | Transport to waste processing | Reuse, recovery, recycling | Disposal |
| A1 | A2 | A3 | A4 | A5 | B1-B7 | C1 | C2 | C3 | C4 |
| x | x | x | x | x | – | – | x | x | x |

x Considered/relevant

– Not considered/not relevant

3.2 Product composition

The reference article consists of the following raw materials:

| Raw material | Quantity [g] |
|----------------------------------|--------------|
| Plastics | 361 |
| Aluminium | 378 |
| Additives | 43 |
| Total | 782 |
| Recycled content (post-consumer) | 19 % |

The packaging includes: 52 g of wood and 31 g of plastic (including protection plugs).

The articles shown in this environmental product declaration do not contain PVC or halogen compounds.

List of substances contained in the product, which are included in the "Candidate List of Substances of Very High Concern for Authorisation" if the content exceeds the limits for their registration by the European Chemicals Agency:

- none

3.3 Assumptions and background information

(A1) For the raw material supply, the entire raw and recycled material input was modelled using corresponding data, including the losses of 1–6 % relating to material and production. Secondary materials comprise those environmental influences that arise from the collection of waste and from recycling. The following recycled content was recorded: 40 % for aluminium and 10 % for cardboard.

(A2) For transportation from suppliers in Europe and Asia to Geberit, standard transport distances were assumed for each country and load factors contained in the background data were used. Class Euro 5 diesel lorries are used as the means of transport within Europe. Intercontinental transportation consists of freighters and subsequent local distribution by lorry.

(A3) Products are manufactured in one or more Geberit factories within Europe, which are all certified in accordance with ISO 9001, 14001 and 45001. A current ISO certificate can be downloaded online. All suppliers sign the Geberit suppliers' code of conduct and undergo a detailed selection and inspection procedure.

The electricity consumption plays an important role in in-house production. Average values from the respective factories and a country-specific combination of power sources are assumed.

The production and provision of packaging materials and means of production (technical lubricants) were also modelled in phase A3. The consumption of additional auxiliary materials and water is negligible. Production waste is taken into account. However, the scrap flows associated with the production flows are not listed in A3 as they are handled with a conservative allocation factor of 0.

Background data from the ecoinvent database was used for the third-party components.

(A4) Transportation from Geberit to customers within Europe is done by logistics partners through the modern, efficient central warehouse in Pfullendorf (DE), which is certified in accordance with ISO 9001, 14001 and 45001. Class Euro 5 and 6 lorries are mainly used for the transport. Distribution in countries outside Europe is mainly done by means of freighters together with lorries to distribute the products locally. In the main market in Europe, the average transport distance is 650 km and the loading weight is 8 t/lorry.

(A5) The installation is easy and needs no additional auxiliary materials and practically no energy. The packaging waste generated can be completely reused or converted into energy in the respective country depending on the disposal infrastructure.

The energy is recovered from plastic and wood in the packaging in an incineration plant. The assumed energy content per kg is 43.9 MJ for plastics, 16.9 MJ for cardboard and paper and 16.36 MJ for wood (10 % moisture). The energy efficiency is 42 % for heat and 14 % for electricity.

(B1-B7) No further statements are made concerning the use phase.

(C1-C4) Waste that is reused is removed from the product system without causing any environmental impact from the first life cycle. No credits are accounted for cases where production of such waste was avoided. With respect to disposal, it has been assumed that all waste is collected once it has been taken from the building site and is sorted appropriately. 100 % of all metal parts are recycled. The plastic parts are incinerated (with the assumptions already described). A transport distance of 20 km is assumed for both disposal options.

3.4 Data basis and data quality

This environmental product declaration is based on a comprehensive life cycle assessment according to ISO 14044:2006. A detailed background report, which meets the requirements of EN 15804, is used for verification. Inventory data is based predominantly on data that was provided by Geberit International AG in 2020. ecoinvent data (version 3.4, 2017, www.ecoinvent.org) and the system model "cut-off by classification" were used for all further data. The quality of the data can therefore be considered to be good.

4 Life cycle assessment – results

The following tables contain the results based on a piece of the declared product.

4.1 Environmental impacts

| | Unit | A1 | A2 | A3 | A4 | A5 | C1 | C2 | C3 | C4 |
|--|--------------------------------------|----------|----------|----------|----------|----------|----|----------|----------|----|
| Global warming (GWP) | kg CO ₂ -eq | 5.69E+00 | 2.20E-02 | 2.74E+00 | 4.84E-02 | 2.98E-02 | 0 | 1.39E-03 | 1.25E+00 | 0 |
| Ozone depletion (ODP) | kg CFC-11-eq | 2.40E-07 | 4.33E-09 | 1.40E-07 | 9.53E-09 | 8.10E-11 | 0 | 2.73E-10 | 1.43E-09 | 0 |
| Photochemical ozone creation (POCP) | kg C ₂ H ₄ -eq | 2.56E-03 | 3.50E-06 | 9.11E-04 | 7.71E-06 | 4.78E-07 | 0 | 2.21E-07 | 2.08E-06 | 0 |
| Acidification (AP) | kg SO ₂ -eq | 3.71E-02 | 7.10E-05 | 1.41E-02 | 1.56E-04 | 1.32E-05 | 0 | 4.47E-06 | 1.23E-04 | 0 |
| Eutrophication (EP) | kg PO ₄ ³⁻ -eq | 1.82E-02 | 1.57E-05 | 4.29E-03 | 3.45E-05 | 1.68E-05 | 0 | 9.88E-07 | 1.04E-04 | 0 |
| Depletion of abiotic resources (ADP), fossil fuels | MJ | 7.75E+01 | 3.67E-01 | 3.07E+01 | 8.07E-01 | 8.46E-03 | 0 | 2.31E-02 | 1.61E-01 | 0 |
| Depletion of abiotic resources (ADP), elements | kg Sb-eq | 6.88E-04 | 4.29E-08 | 1.31E-05 | 9.44E-08 | 1.27E-09 | 0 | 2.71E-09 | 1.61E-08 | 0 |

| | | | |
|----|-------------------------------|----|-------------------------------|
| A1 | Raw material | A5 | Installation |
| A2 | Transport to the manufacturer | C2 | Transport to waste processing |
| A3 | Manufacturing | C3 | Reuse, recovery, recycling |
| A4 | Distribution | C4 | Disposal |

4.2 Resource use

| | Unit | A1 | A2 | A3 | A4 | A5 | C1 | C2 | C3 | C4 |
|--|----------------|----------|----------|----------|----------|----------|----|----------|----------|----|
| Use of primary energy, renewable, w/o raw material use | MJ | 1.28E+01 | 6.24E-03 | 4.17E+00 | 1.37E-02 | 2.31E-04 | 0 | 3.93E-04 | 3.22E-03 | 0 |
| Use of primary energy, renewable, raw material use | MJ | 0 | 0 | 8.51E-01 | 0 | 0 | 0 | 0 | 0 | 0 |
| Use of primary energy, renewable, total | MJ | 1.28E+01 | 6.24E-03 | 5.02E+00 | 1.37E-02 | 2.31E-04 | 0 | 3.93E-04 | 3.22E-03 | 0 |
| Use of primary energy, non-renewable, w/o raw material use | MJ | 6.78E+01 | 3.77E-01 | 3.45E+01 | 8.31E-01 | 8.76E-03 | 0 | 2.38E-02 | 1.65E-01 | 0 |
| Use of primary energy, non-renewable, raw material use | MJ | 1.79E+01 | 0 | 1.41E+00 | 0 | 0 | 0 | 0 | 0 | 0 |
| Use of primary energy, non-renewable, total | MJ | 8.56E+01 | 3.77E-01 | 3.60E+01 | 8.31E-01 | 8.76E-03 | 0 | 2.38E-02 | 1.65E-01 | 0 |
| Use of secondary materials | kg | 1.51E-01 | 0 | 0 | 0 | 0 | 0 | 0 | 0 | 0 |
| Use of renewable secondary fuels | MJ | 0 | 0 | 0 | 0 | 0 | 0 | 0 | 0 | 0 |
| Use of non-renewable secondary fuels | MJ | 0 | 0 | 0 | 0 | 0 | 0 | 0 | 0 | 0 |
| Use of net fresh water | m ³ | 7.26E-01 | 5.97E-04 | 3.09E-01 | 1.45E-03 | 1.06E-04 | 0 | 4.16E-05 | 2.34E-03 | 0 |

4.3 Output flows and waste

| | Unit | A1 | A2 | A3 | A4 | A5 | C1 | C2 | C3 | C4 |
|-------------------------------|------|----------|----------|----------|----------|----------|----|----------|----------|----|
| Hazardous waste | kg | 4.14E-03 | 1.81E-07 | 1.32E-04 | 3.97E-07 | 4.30E-08 | 0 | 1.14E-08 | 1.25E-06 | 0 |
| Radioactive waste | kg | 1.49E-04 | 2.50E-06 | 1.06E-04 | 5.50E-06 | 2.09E-08 | 0 | 1.58E-07 | 3.21E-07 | 0 |
| Non-hazardous waste | kg | 7.94E-01 | 3.10E-02 | 4.34E-01 | 6.81E-02 | 9.54E-04 | 0 | 1.95E-03 | 2.15E-02 | 0 |
| Components for re-use | kg | 0 | 0 | 0 | 0 | 0 | 0 | 0 | 0 | 0 |
| Materials for recycling | kg | 0 | 0 | 0 | 0 | 0 | 0 | 0 | 3.78E-01 | 0 |
| Materials for energy recovery | kg | 0 | 0 | 0 | 0 | 0 | 0 | 0 | 0 | 0 |
| Exported energy – electricity | MJ | 0 | 0 | 0 | 0 | 1.79E-01 | 0 | 0 | 2.61E+00 | 0 |
| Exported energy – heat | MJ | 0 | 0 | 0 | 0 | 5.37E-01 | 0 | 0 | 7.84E+00 | 0 |



Geberit International AG
Schachenstrasse 77, CH-8645 Jona
documentation@geberit.com
www.geberit.com

